

Report To The Mississippi Legislature



A Review of Private Vehicle Mileage Reimbursement Expenses

April 24, 1996

In Fiscal Year 1995, the state reimbursed employees and officers \$12.3 million for traveling in privately owned vehicles to conduct state business. The \$2.9 million (31 percent) increase in mileage reimbursement expenses over the previous fiscal year was chiefly attributable to two statutorily mandated mileage reimbursement rate increases during FY 1995. The number of actual miles reimbursed monthly has remained relatively stable over a ten-year period.

“High-mileage” drivers, representing four percent of all reimbursed drivers, accounted for approximately one-fourth of the total miles traveled in FY 1995. These drivers were primarily involved in providing client services, conducting audits, or conducting inspections, and agencies reported having uniform administrative controls in place to govern these drivers.

PEER: The Mississippi Legislature's Oversight Agency

The Mississippi Legislature created the Joint Legislative Committee on Performance Evaluation and Expenditure Review (PEER Committee) by statute in 1973. A standing joint committee, the PEER Committee is composed of five members of the House of Representatives appointed by the Speaker and five members of the Senate appointed by the Lieutenant Governor. Appointments are made for four-year terms with one Senator and one Representative appointed from each of the U. S. Congressional Districts. Committee officers are elected by the membership with officers alternating annually between the two houses. All Committee actions by statute require a majority vote of three Representatives and three Senators voting in the affirmative.

Mississippi's constitution gives the Legislature broad power to conduct examinations and investigations. PEER is authorized by law to review any public entity, including contractors supported in whole or in part by public funds, and to address any issues which may require legislative action. PEER has statutory access to all state and local records and has subpoena power to compel testimony or the production of documents.

PEER provides a variety of services to the Legislature, including program evaluations, economy and efficiency reviews, financial audits, limited scope evaluations, fiscal notes, special investigations, briefings to individual legislators, testimony, and other governmental research and assistance. The Committee identifies inefficiency or ineffectiveness or a failure to accomplish legislative objectives, and makes recommendations for redefinition, redirection, redistribution and/or restructuring of Mississippi government. As directed by and subject to the prior approval of the PEER Committee, the Committee's professional staff executes audit and evaluation projects obtaining information and developing options for consideration by the Committee. The PEER Committee releases reports to the Legislature, Governor, Lieutenant Governor, and the agency examined.

The Committee assigns top priority to written requests from individual legislators and legislative committees. The Committee also considers PEER staff proposals and written requests from state officials and others.

A Review of Private Vehicle Mileage Reimbursement Expenses

April 24, 1996

**The PEER Committee
Mississippi Legislature**

The Mississippi Legislature
Joint Committee on Performance Evaluation and Expenditure Review

PEER Committee

SENATORS
WILLIAM W. CANON
Chairman
HOB BRYAN
BOB M. DEARING
EZELL LEE
JOHNNIE E. WALLS, JR.

TELEPHONE:
(601) 359-1226

FAX:
(601) 359-1420



P. O. Box 1204
Jackson, Mississippi 39215-1204

Max Arinder
Interim Director

REPRESENTATIVES
WILLIAM E. (BILLY) BOWLES
Vice Chairman
ALYCE G. CLARKE
Secretary
HERB FRIERSON
TOMMY HORNE
MARY ANN STEVENS

OFFICES:
Professional Building
222 North President Street
Jackson, Mississippi 39201

April 24, 1996

Honorable Kirk Fordice, Governor
Honorable Ronnie Musgrove, Lieutenant Governor
Honorable Tim Ford, Speaker of the House
Members of the Mississippi State Legislature

At its meeting of April 24, 1996, the PEER Committee authorized release of the report entitled **A Review of Private Vehicle Mileage Reimbursement Expenses.**



Senator Bill Canon, Chairman

**This report does not recommend increased
funding or additional staff.**

Table of Contents

| | |
|---|------------|
| Letter of Transmittal | i |
| List of Exhibits | v |
| Executive Summary | vii |
| Introduction | 1 |
| Authority | 1 |
| Scope | 1 |
| Method | 2 |
| Overview | 3 |
| Background | 5 |
| State Laws and Regulations Governing Travel Expenses | 5 |
| Travel Expense Claim Procedure | 6 |
| Ten-Year Trend of Private Vehicle Travel Mileage and Expenses | 7 |
| Trend in Number of Miles Claimed | 7 |
| Trend in Mileage Reimbursement Expenses | 8 |
| Private Vehicle Travel Expenses in Fiscal Year 1995 | 10 |
| Identification of High-Mileage Drivers | 10 |
| Direct Private Vehicle Travel Costs (Mileage Reimbursements) of “High-Mileage” Drivers | 11 |
| Indirect Private Vehicle Costs (Employee Compensation for Travel Time) of “High-Mileage” Drivers | 12 |
| Purposes of Private Vehicle Travel | 12 |
| State Agencies’ Management Controls over Travel Expenses | 15 |
| Cost Effectiveness and Legality of Vehicle Rental | 16 |
| Assessment of the Alternative to Rent a Vehicle from a Private Rental Firm | 16 |

Table of Contents (continued)

| | |
|---|-----------------|
| Conclusion | 19 |
| Appendix A. | |
| Fiscal Year 1995 Private Vehicle Mileage Reimbursements to Officials and Employees in “High-Mileage” Group (Ranked by Number of Reimbursed Miles)..... | 21 |
| Appendix B. | |
| Major Purposes of Travel and Estimated Percent of Travel Attributable to that Purpose for “High-Mileage” Drivers Only..... | 32 |

List of Exhibits

| | | |
|-----------|---|-----------|
| 1. | Mileage Versus Other Travel Expenses (For Fiscal Year 1995)..... | 3 |
| 2. | Trend in Monthly Miles Claimed Versus Reimbursement Rate (For Fiscal Years 1986 through 1995)..... | 8 |
| 3. | Total Mileage Reimbursement Expenses Versus Rate Per Mile (For Fiscal Years 1986-1995)..... | 9 |
| 4. | Proportion of Drivers in “High-Mileage” Group and Number of Miles Claimed for Fiscal Year 1995 | 11 |
| 5. | Direct Versus Indirect Private Vehicle Travel Costs for “High-Mileage” Drivers..... | 13 |
| 6. | Purposes for Private Vehicle Travel of “High-Mileage” Drivers..... | 14 |
| 7. | Comparison of Daily State Contract Rental Plus Fuel Cost Versus Daily Mileage Reimbursement Cost (Based on Fiscal Year 1995 Data)..... | 17 |

A Review of Private Vehicle Mileage Reimbursement Expenses

April 24, 1996

Executive Summary

Introduction

Effective July 1, 1994, the Legislature authorized the state mileage reimbursement rate to be adjusted automatically in accordance with the federal rate. This allowed a rate increase to 25 cents per mile on that date. Six months later the federal authorities adjusted their rate upward to 30 cents per mile, automatically allowing the same rate to state employees.

The increase in the per mile reimbursement rate from \$0.25 per mile to \$0.30 per mile (effective January 1, 1995) caused increases in agencies' annual travel expenses. This unexpected growth also prompted legislative concerns over whether the current reimbursement rate is realistic, whether more stringent controls should be applied, and whether alternative travel means would be more economical.

In light of these reimbursement changes, the PEER Committee authorized this review of mileage reimbursement travel expenses for state employees and officers who use their private vehicles for travel.

Overview

For the period July 1, 1994, through June 30, 1995, the state reimbursed 10,479 state employees \$12,337,539 for traveling 46,122,361 miles in their privately owned vehicles to conduct state business. The amount of annual costs involved in traveling in private vehicles to conduct state business makes up a substantial part (50.2 percent) of total Fiscal Year 1995 travel expenses of \$24,559,268. The stated amounts include expenses for employees and officers of state agencies only, and exclude expenses for institutions of higher learning and community colleges.

Over the past ten years the Legislature has increased mileage reimbursement rates twice, with both of these increases occurring in Fiscal Year

1995. Although the mileage reimbursement rate has increased from \$0.20 per mile to \$0.30 per mile, the number of miles traveled has not increased significantly. However, mileage reimbursement expenses grew by 31.2 percent during Fiscal Year 1995, when the per mile reimbursement rate increased from 20 cents to 25 cents on July 1, 1994, and to 30 cents on January 1, 1995.

Because of this dramatic growth in expenditures, PEER identified 408 "high-mileage" drivers that incur about one-fourth of the annual miles traveled and examined the size of the annual investment in private vehicle travel in terms of both the direct costs (mileage reimbursements to employees and officers) and the indirect costs (compensation for travel time). Direct costs make up about seventy-four percent of the total resources expended for private vehicle travel while indirect costs make up the remaining twenty-six percent.

So that decision-makers can better evaluate future travel needs, PEER examined the purposes of travel and management controls over travel expenses for the "high-mileage" group. Agencies attribute 87 percent of miles traveled by "high-mileage" drivers to duties involving providing client services, conducting audits, or conducting inspections.

Agency controls over use of travel resources were assessed based on a survey of the twenty-three agencies with "high-mileage" drivers. Agencies reported that they had in place procedures governing efficient assignment of state vehicles, employee commuting, and periodic review of mileage reimbursement expenses and travel needs.

As an alternative means of expending travel resources, PEER examined the cost-effectiveness of renting a vehicle from a private rental firm and paying fuel expenses instead of reimbursing private vehicle travel expenses at \$.30 per mile. If a driver's daily mileage exceeds 155 miles, renting a vehicle and buying fuel is a more cost-effective means of providing transportation for the employee or officer than reimbursing mileage for using a private vehicle.

Because drivers can achieve some economy by renting, the potential exists for state drivers to save out-of-pocket expenses by renting from a private rental firm at a lower cost and claiming reimburse-

ment at the current \$.30 per mile rate. However, state law and regulations do not permit employees and officers to claim mileage reimbursement for travel in a rented vehicle.

For More Information or Clarification, Contact:

PEER Committee
P. O. Box 1204
Jackson, MS 39215-1204
(601) 359-1226
<http://www.peer.state.ms.us>

Senator William Canon, Chairman
Columbus, MS (601) 328-3018

Representative Billy Bowles, Vice-Chairman
Houston, MS (601) 456-2573

Representative Alyce Clarke, Secretary
Jackson, MS (601) 354-5453

A Review of Private Vehicle Mileage Reimbursement Expenses

Introduction

Effective July 1, 1994, the Legislature authorized the state mileage reimbursement rate to be adjusted automatically in accordance with the federal rate. This allowed a rate increase to 25 cents per mile on that date. Six months later the federal authorities adjusted their rate upward to 30 cents per mile, automatically allowing the same rate to state employees.

The increase in the per mile reimbursement rate from \$0.25 per mile to \$0.30 per mile (effective January 1, 1995) caused increases in agencies' annual travel expenses. This unexpected growth also prompted legislative concerns over whether the current reimbursement rate is realistic, whether more stringent controls should be applied, and whether alternative travel means would be more economical.

Authority

At its regular meeting on August 10, 1995, the PEER Committee authorized a review of mileage reimbursement travel expenses for state employees and officers who use their private vehicles for travel. MISS. CODE ANN. Section 5-3-57 (1972) authorizes the PEER Committee to perform such reviews.

Scope

The scope of this review is different from PEER's previous reviews of state travel expenses conducted from 1981 to 1989. The most recent PEER travel expense report prior to this review (completed for Fiscal Year 1989) provided information on travel expenses by specific employee and by agency. Because of recent concerns about escalating private vehicle travel expense, PEER determined that a review of mileage reimbursements paid to state employees and officers for private vehicle use could be beneficial to legislative and agency decision-makers. A close examination of annual expenditures, historical expenditure patterns, and purposes of private vehicle travel would provide information useful to future decisions concerning travel resource use.

The purpose of this review is to assess the volume of annual private vehicle expenses claimed by and reimbursed to state employees, identify employees with extraordinarily high expenses, examine the agency and employee activities requiring high private vehicle travel, examine statutory requirements and agency controls concerning travel resource management, and explore alternative methods to control and reduce costs.

Method

PEER acknowledges the cooperation and assistance of the Department of Finance and Administration. The Department of Finance and Administration furnished financial information gathered through the Statewide Automated Accounting System (SAAS) and other historical computer records that contain annual travel expenditures by individual for all employees and state agencies. PEER extracted only those amounts paid to employees and officers for use of their personal vehicles for travel in conducting state business. PEER extracted private vehicle mileage expenses for fiscal years 1985 to 1995.

PEER identified and conducted additional analyses for those employees that were reimbursed for traveling 20,701 miles or more in Fiscal Year 1995. PEER chose the 20,701 mile cutoff because this mileage equates to the break-even point of a Ford Crown Victoria (the premium class passenger vehicle on the Fiscal Year 1995 state contract catalog). For purposes of this review, the break-even point is the point at which purchase and use of a state vehicle would be more economical than reimbursing mileage expenses. PEER classified any state employee or officer who was reimbursed Fiscal Year 1995 mileage expenses greater than the break-even point as "high-mileage."

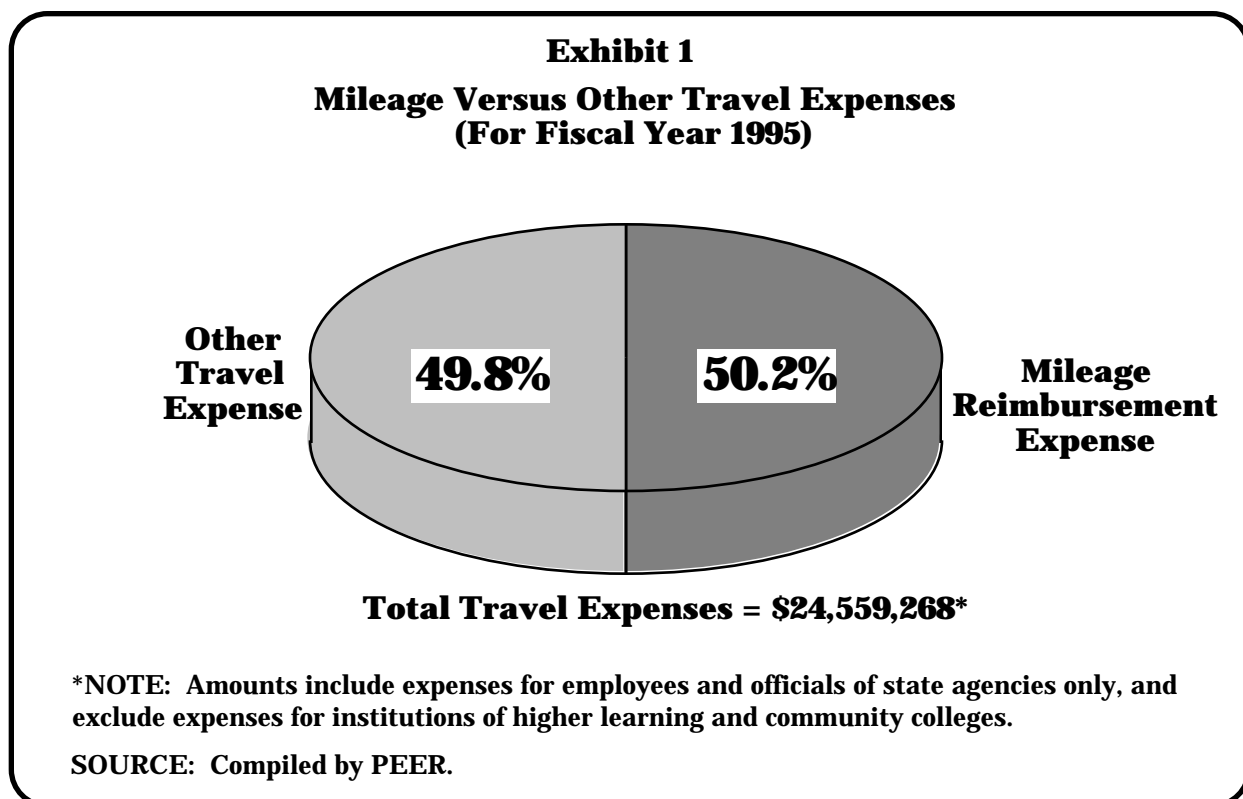
PEER examined the Fiscal Year 1995 expense records for all state employees and officers who received mileage reimbursements. PEER identified 408 "high-mileage" employees who traveled a total of 10,897,894 miles according to SAAS records. PEER further examined private vehicle travel by conducting a survey of the state agencies having "high-mileage" employees to determine management controls over private vehicle travel and the employee work activities that required such travel.

Other methods used in the review included the following:

- review of research literature on vehicle travel expense management;
- a search of MISS. CODE ANN. (1972) to determine statutory authority and restrictions on reimbursing employees for private vehicle travel;
- review of State Personnel Board Variable Compensation data on employee salaries; and,
- review of State Department of Finance and Administration policies and regulations contained in the Statewide Automated Accounting System Manuals and its *State Travel Information Handbook: Travel Information, 1995-1996*

Overview

For the period July 1, 1994, through June 30, 1995, the state reimbursed 10,479 state employees \$12,337,539 for traveling 46,122,361 miles in their privately owned vehicles to conduct state business. The amount of annual costs involved in traveling in private vehicles to conduct state business makes up a substantial part (50.2 percent) of total Fiscal Year 1995 travel expenses of \$24,559,268 (see Exhibit 1, below). The stated amounts include expenses for employees and officers of state agencies only, and exclude expenses for institutions of higher learning and community colleges.



Over the past ten years the Legislature has increased mileage reimbursement rates twice, with both of these increases occurring in Fiscal Year 1995. Although the mileage reimbursement rate has increased from \$0.20 per mile to \$0.30 per mile, the number of miles traveled has not increased significantly. However, mileage reimbursement expenses grew by 31.2 percent during Fiscal Year 1995, when the per mile reimbursement rate increased from 20 cents to 25 cents on July 1, 1994, and to 30 cents on January 1, 1995.

Because of this dramatic growth in expenditures, PEER identified 408 "high-mileage" drivers that incur about one-fourth of the annual miles traveled and examined the size of the annual investment in private vehicle travel in terms of both the direct costs (mileage reimbursements to employees and officers) and the indirect costs (compensation for travel time). Direct costs make up about

seventy-four percent of the total resources expended for private vehicle travel while indirect costs make up the remaining twenty-six percent.

So that decision-makers can better evaluate future travel needs, PEER examined the purposes of travel and management controls over travel expenses for the “high-mileage” group. Agencies attribute 87 percent of miles traveled by “high-mileage” drivers to duties involving providing client services, conducting audits, or conducting inspections.

Agency controls over use of travel resources were assessed based on a survey of the twenty-three agencies with “high-mileage” drivers. Agencies reported that they had in place procedures governing efficient assignment of state vehicles, employee commuting, and periodic review of mileage reimbursement expenses and travel needs.

As an alternative means of expending travel resources, PEER examined the cost-effectiveness of renting a vehicle from a private rental firm and paying fuel expenses instead of reimbursing private vehicle travel expenses at \$.30 per mile. If a driver’s daily mileage exceeds 155 miles, renting a vehicle and buying fuel is a more cost-effective means of providing transportation for the employee or officer than reimbursing mileage for using a private vehicle.

Because drivers can achieve some economy by renting, the potential exists for state drivers to save out-of-pocket expenses by renting from a private rental firm at a lower cost and claiming reimbursement at the current \$.30 per mile rate. However, state law and regulations do not permit employees and officers to claim mileage reimbursement for travel in a rented vehicle.

Background

The Legislature has historically defined in statute the general provisions for private vehicle use along with the limits of expenses that were eligible for reimbursement. The Legislature has provided that employees be reimbursed allowable expenses incurred in performance of their duties. The statute confers the administrative authority to the Department of Finance and Administration (DFA) to promulgate procedures for making travel expense claims (including private vehicle mileage) and the documentation required when submitting a request for reimbursement of travel expenses.

State Laws and Regulations Governing Travel Expenses

PEER reviewed MISS. CODE ANN. (1972) to identify statutory authority and requirements regarding allowable travel expenses of state employees. Section 25-3-41, subsection (1) provides that:

When any officer or employee of the State of Mississippi, or any department, agency or institution thereof, after first being duly authorized, is required to travel in the performance of his official duties, such officer or employee shall receive as expenses for each mile actually and necessarily traveled, when such travel is done by a privately owned automobile or other privately owned motor vehicle, the mileage reimbursement rate allowable to federal employees for the use of a privately owned vehicle while on official travel.

Under Section 25-3-41, subsection (4), the Legislature has designated the Department of Finance and Administration (DFA) as the responsible agency for administration over state travel expenses. As stated, this section grants DFA the authority to:

. . . promulgate and adopt reasonable rules and regulations which it deems necessary and requisite to effectuate economies for all expenses authorized and paid pursuant to this section.

Under this authority, DFA has issued regulations in its *State Travel Information Handbook: Travel Information, 1995-1996* addressing allowable expenses, maintenance of travel records, submission of travel expense reimbursement vouchers, transportation by private or rental automobile, transportation by public carrier, etc.

Travel Expense Claim Procedure

The employee or official incurring travel expenses, the agency, and the DFA have roles and responsibilities concerning travel authorization, expense documentation and claim review.

The employee or officer has responsibility for documenting any mileage expense incurred in the performance of duties, completing a travel voucher, and submitting both the voucher and the documentation to the agency. The agency is responsible for reviewing the documentation for completeness, verifying that it is in conformity with state travel regulations, and forwarding it with a request for a payment voucher to the DFA. When approved, the DFA sends a payment warrant to the employee being reimbursed.

As the administrative agent responsible for oversight and review of travel claims, DFA reviews each claim that is submitted by the agency. DFA also has responsibility for pre-authorization and review for travel advances for out-of-state travel upon request. The Mississippi Agency Accounting Policies and Procedures (MAAPP) Manual sets forth instructions for completion of travel vouchers and submission of proof of expense. Instructions for completing the Voucher for Reimbursement of Expenses Incident to Official Travel address private vehicle travel expenses, whether an "In-State" or "Out-of-State" expense.

Ten-Year Trend of Private Vehicle Travel Mileage and Expenses

Because there was a significant increase in the mileage expenses reimbursed in Fiscal Year 1995, this raised the question of whether this was solely attributable to the two reimbursement rate increases in that year or whether state drivers were driving more. PEER examined the historical trend in the number of miles claimed and the amount of private vehicle travel expenses over the past ten years to determine whether increases in the mileage reimbursement rate had caused drivers to log more miles.

Trend in Number of Miles Claimed

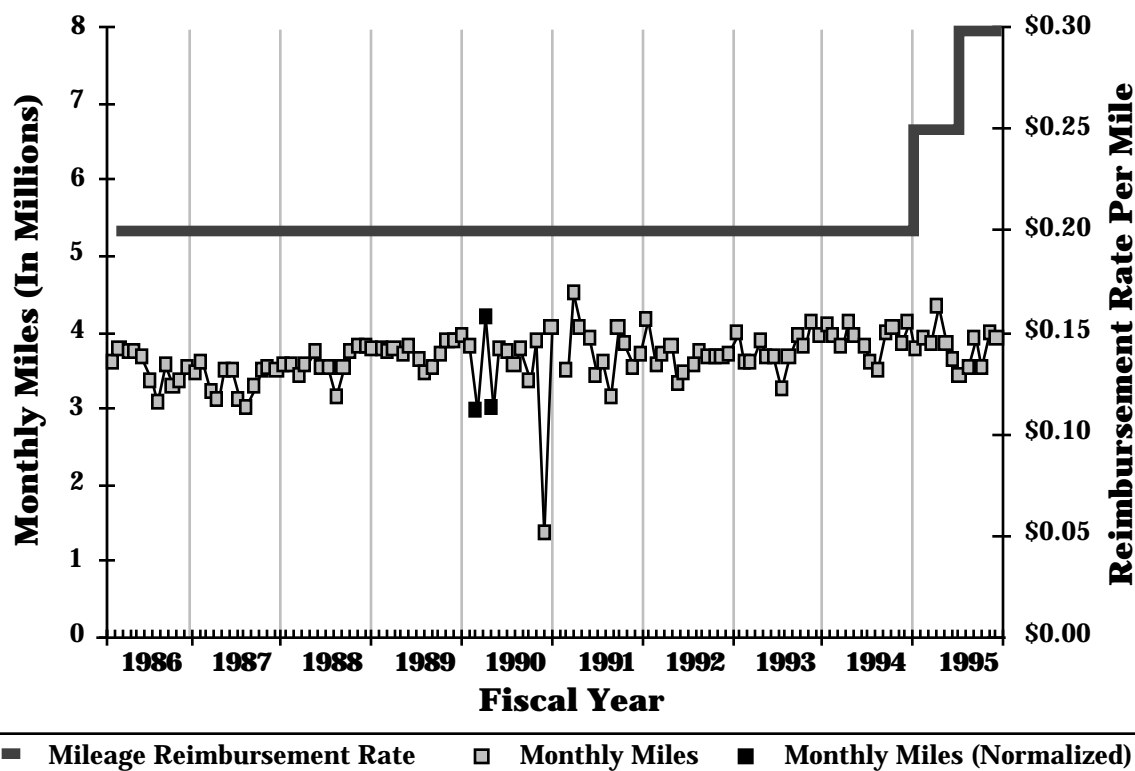
Although the mileage reimbursement rate has increased from \$0.20 per mile to \$0.30 per mile, the number of miles traveled has not increased significantly.

Over the past ten years the Legislature has increased mileage reimbursement rates twice, with both of these increases occurring in Fiscal Year 1995. From fiscal years 1986 through 1994, the rate stood at \$0.20 per mile. In the 1994 Regular Session, the Legislature authorized a mileage reimbursement rate equivalent to that of the federal government. At the beginning of Fiscal Year 1995 (July 1, 1994), the Legislature raised the state rate to match the federal rate (\$0.25 per mile). Effective January 1, 1995, the federal government raised the rate to \$0.30 per mile, making that rate applicable to state employee and official travel occurring during the latter half of Fiscal Year 1995.

Although the Legislature granted two increases in the rate in Fiscal Year 1995, the amount of claimed monthly mileage did not shift significantly. PEER gathered monthly claims data over the past ten fiscal years and analyzed the trend in the number of miles reimbursed each month to determine whether Fiscal Year 1995 miles fluctuated significantly over the ten-year period. The number of actual miles reimbursed has remained relatively stable over the ten-year period (see Exhibit 2, page 8). The number of miles traveled at the beginning and end of the period were 3,633,160 in July 1985 and 3,950,391 in June 1995. Over the period, the monthly average was 3,675,880.

The analysis of the trend in number of miles traveled does not support a hypothesis that the higher reimbursement rate influenced drivers to log more miles.

Exhibit 2
Trend in Monthly Miles Claimed Versus Reimbursement Rate
(For Fiscal Years 1986 Through 1995)



NOTE: Fluctuations in the number of miles reimbursed in fiscal year 1990 occurred because of temporary suspensions in processing due to implementation of the State Automated Accounting System. The data for August, September, and October, 1989 is normalized to reduce dramatic fluctuations.

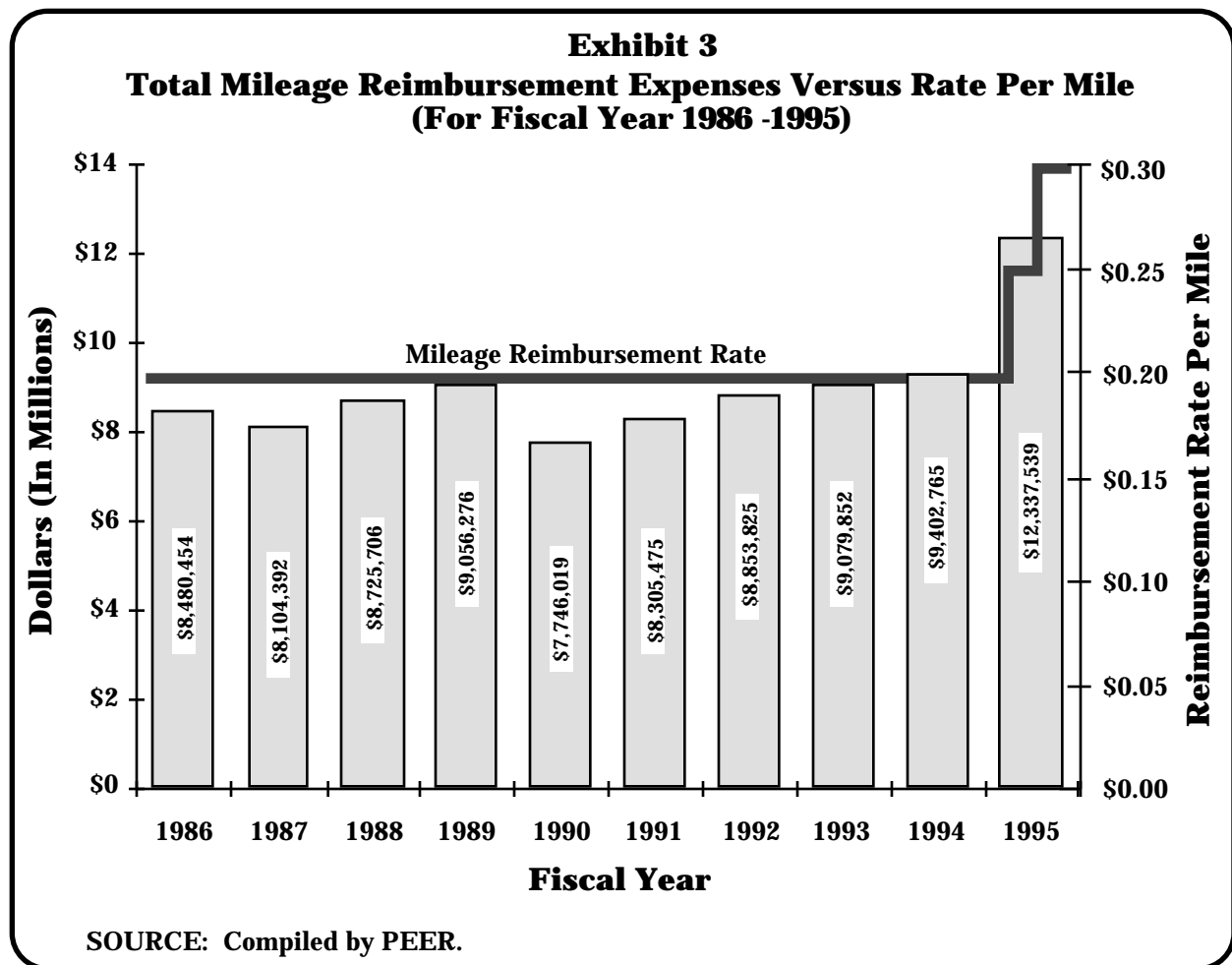
SOURCE: Compiled by PEER.

Trend in Mileage Reimbursement Expenses

Contrary to the observed trend in the number of monthly miles claimed, mileage reimbursement expenses have grown 44.1 percent over the past ten years (an average annual rate of about 4.4 percent). Most of the growth (a 31.2 percent increase) occurred during Fiscal Year 1995 when the per mile reimbursement rate increased from 20 cents to 25 cents on July 1, 1994, and to 30 cents on January 1, 1995 (refer to Exhibit 3, page 9).

For the first year of the ten-year period (Fiscal Year 1986), mileage reimbursements were \$8,480,454. Eight years later, the annual reimbursement had increased only slightly, up to \$9,042,765 in for Fiscal Year 1994. The Fiscal Year 1995 increases in the reimbursement rate caused a substantial increase in total dollar reimbursements to \$12,337,539. The increase in Fiscal Year 1995

reimbursement expenses is attributable to the increase in the reimbursement rate, and not to any increase in miles driven.



Private Vehicle Travel Expenses in Fiscal Year 1995

Agency decisions to provide services or perform tasks by having employees travel in private vehicles and paying them mileage rather than traveling by alternative means is a management decision which requires oversight and scrutiny. Both the number of individuals driving and the amount of private vehicle travel incurred impact the amount of resources available for other agency purposes. For agencies to be more economical and efficient in using available travel dollars, agency heads and managers should examine in detail specific cases where drivers incur high mileage. They should also evaluate both the direct (mileage reimbursement) and indirect (employee compensation) costs resulting from these decisions.

To demonstrate the potential impact of agencies' private vehicle travel decisions, PEER examined the size of the annual investment in private vehicle travel and identified a sub-group of all state drivers who incur a large portion of the total annual mileage. For these "high-mileage" drivers, PEER evaluated the volume of private vehicle travel costs incurred in Fiscal Year 1995 in terms of both the direct costs (mileage reimbursements to employees and officers) and the indirect costs (compensation for travel time).

As the state's investment compounds and annual expenditures grow, this raises the question of why the employees and officers in the "high-mileage" group drive (i.e., what were the purposes for which the agencies authorized the travel expense to be incurred). It is also important to have knowledge of what management controls over travel expenses are in effect and practiced within the agencies. PEER examined these issues so that decision-makers could better evaluate future travel needs.

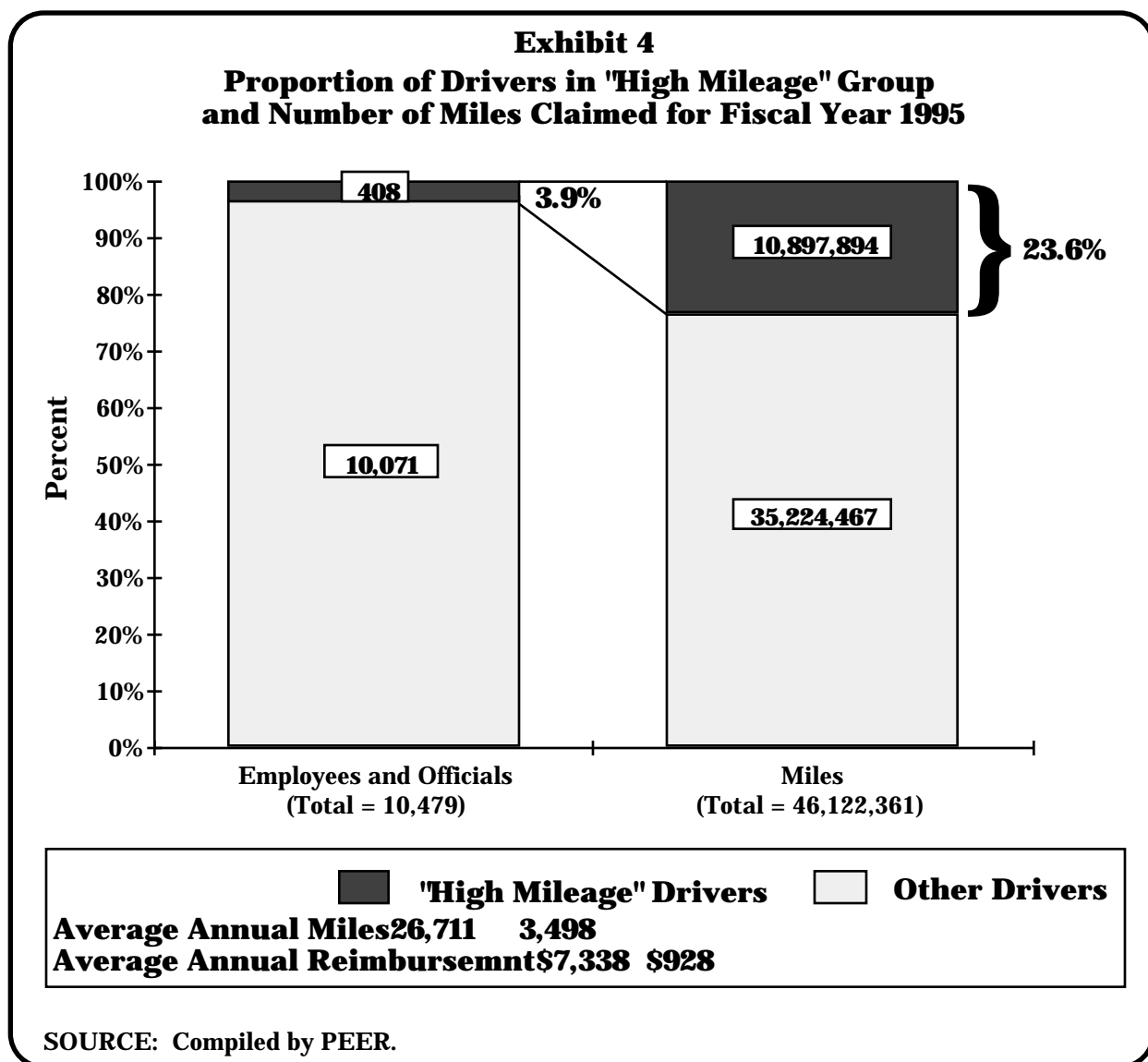
Identification of High-Mileage Drivers

PEER examined vehicle miles reimbursed in Fiscal Year 1995 and identified a total of 46,122,361 miles reimbursed to 10,479 employees and officers at a total cost to the state of \$12,337,539.

In FY 1995, approximately 4 percent of state employees and officers traveled nearly one-fourth (23.6 percent) of all miles traveled.

Of the 10,479 total employees and officers claiming mileage reimbursement in Fiscal Year 1995, the state reimbursed 408 (3.9 percent) for 10,897,894 (23.6 percent) of the 46,122,361 total miles traveled (see Exhibit 4, page 11). PEER termed this group "high-mileage" drivers because they exceeded the Ford Crown Victoria break-even point of 20,701 miles annually. The "high-mileage" group is mostly characterized by employees and officers who were responsible for providing direct services to clients, auditing, and monitoring or conducting

inspections. (See Appendix A, page 21, for a listing of employees and officers by agency and number of miles traveled.)



Direct Private Vehicle Travel Costs (Mileage Reimbursements) of "High-Mileage" Drivers

Each of the employees and officers in the "high-mileage" group averaged 26,711 miles reimbursed during Fiscal Year 1995. Dollar reimbursements to each of the 408 identified "high-mileage" drivers totaled \$2,993,950, an annual average of \$7,338.

Those 10,071 employees not in the "high-mileage" group averaged 3,498 miles for Fiscal Year 1995, claiming an average reimbursement of \$928. Because

the high-mileage employees and officers were responsible for such a large direct expenditure of travel resources, these drivers spent a large portion of their work day driving.

Indirect Private Vehicle Costs (Employee Compensation for Travel Time) of “High-Mileage” Drivers

Indirect costs associated with travel, including compensation for work time while driving, add significantly to resources devoted annually to funding official state travel. PEER analyzed the indirect cost of employee work time involved in traveling between work locations, performing a more detailed analysis of the 408 employees and officers classified as the “high-mileage” group. For this group, PEER estimated the amount of time the employees and officers spent driving, excluding about 1 hour and 45 minutes (79 miles at 45 MPH) of time per day for possible travel occurring before and after regular work hours to commute to and from the employee’s place of work. For the remaining miles, PEER calculated the number of hours of travel time required (at 45 MPH) and multiplied this amount by the salary plus fringe hourly rate to arrive at an average salary paid for traveling.

As an example of the costs expended, the employee with the greatest number of miles (60,365) traveled in Fiscal Year 1995 would have driven about 25.7 hours of a forty-hour work week, costing about \$12,162 in annual compensation (indirect cost) in addition to the \$16,601 in mileage reimbursement (direct cost).

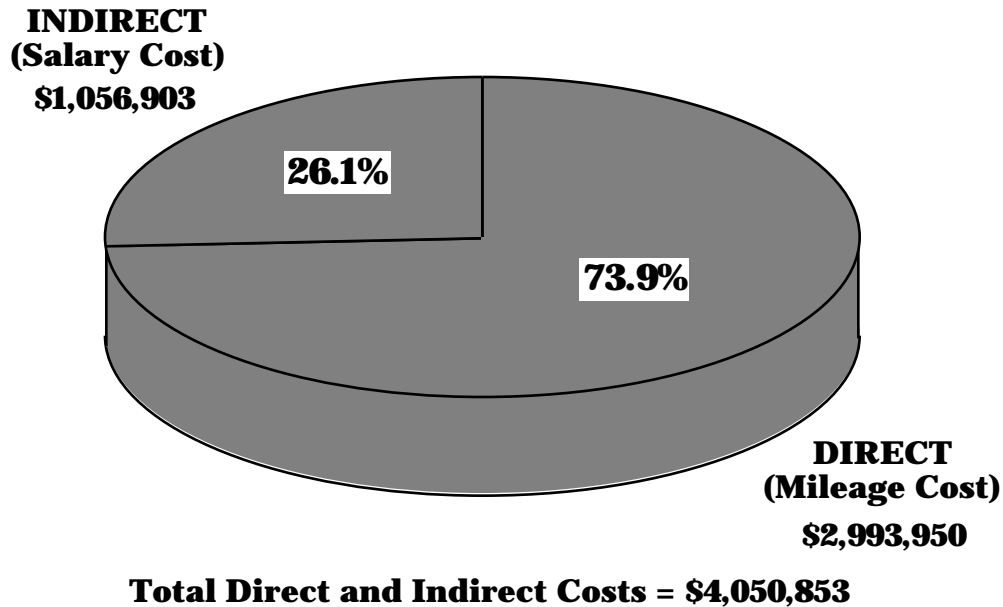
For the entire group of “high-mileage” employees and officers, this amounted to a total of \$1,056,903 in indirect travel expenses for Fiscal Year 1995, or 26.1 percent of the FY 1995 resources expended for travel (see Exhibit 5, page 13). When considering indirect costs in addition to direct costs of private vehicle travel, the total annual costs for the 408 “high-mileage” drivers increased to \$4,050,853 in FY 1995. This computation of indirect costs, when combined with the direct costs, provides an indication of the total travel costs for the “high-mileage” group only and is not a valid representation of all instances of private vehicle use.

Because the state makes such a substantial investment for employees to travel in their private vehicles, PEER further examined the reasons the agencies authorized private vehicle travel.

Purposes of Private Vehicle Travel

The reasons for employee and official travel vary depending on the agency involved and the nature of the tasks performed. To assess the controls over these types of expenditures, PEER inquired further with the individual agencies where the “high-mileage” employees and officers worked to determine the reasons why the employees traveled and the types of work performed.

Exhibit 5
Direct Versus Indirect Private Vehicle Travel Costs
for "High Mileage" Drivers




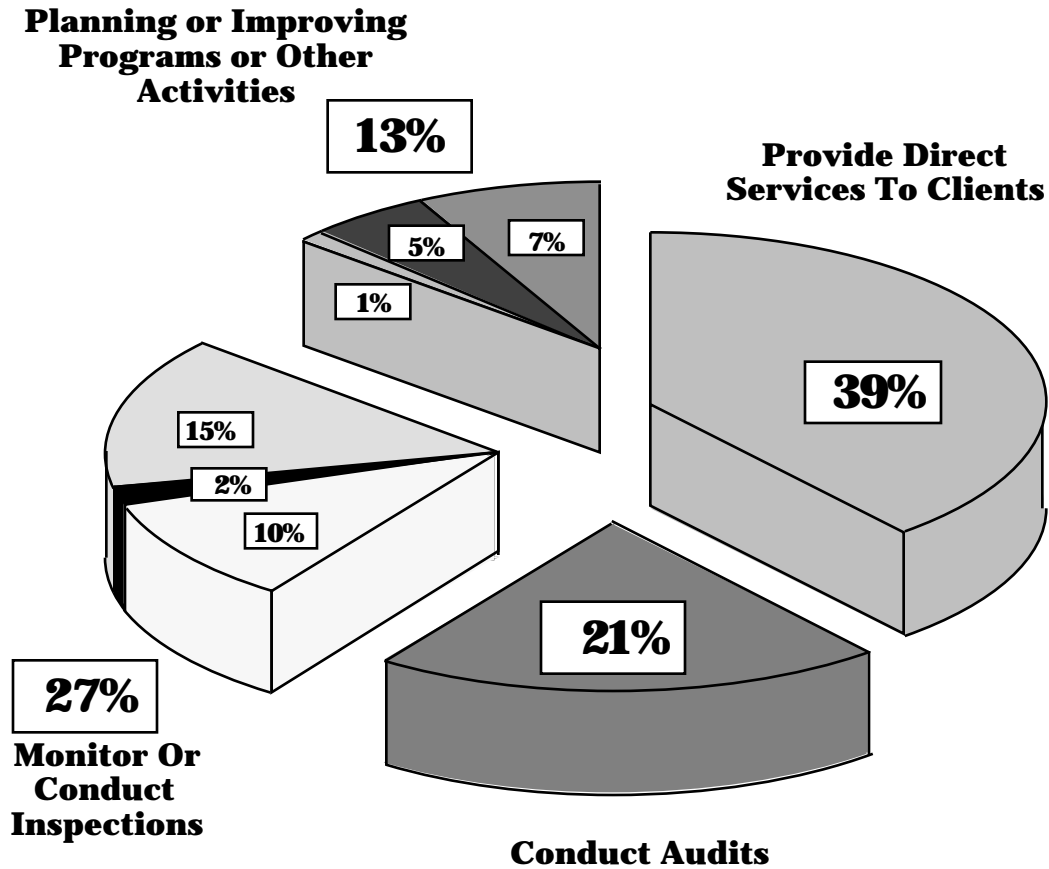
SOURCE: Compiled by PEER.

PEER surveyed the agencies where the “high-mileage” employees worked to determine travel purposes. Generally, agencies responded that the high incidence of travel was largely due to the requirements of the job and the type of work performed at various locations throughout the state. [The reader should note that findings in this section are based on self-reported, unaudited FY 1995 data gathered through written agency responses to a questionnaire.]

Agencies attribute 87 percent of miles traveled by “high-mileage” drivers to duties involving providing client services, conducting audits, or conducting inspections.

Agencies whose employees incurred high travel mileage attribute it to the following primary reasons: 39 percent of employees and officers provide direct services to clients; 21 percent conduct audits of local, state, or private entities; and 27 percent monitor or inspect either within their own agencies or entities external to the agency (see Exhibit 6, page 14). These three categories account for eighty-seven percent of the reasons given for high incidence of travel. Agencies responded that the other thirteen percent of employees were planning new programs or improving existing programs or services or engaging in other activities. (See Appendix B, page 32, for distribution of individual employee activities by agency.)

Exhibit 6
Purposes For Private Vehicle Travel of "High-Mileage" Drivers



SOURCE: PEER Survey.

State Agencies' Management Controls Over Travel Expenses

Because current private vehicle mileage makes up over fifty percent of annual state travel expenditures, agencies should exercise proper management controls to help insure maximum economy and efficiency in expending travel resources. In the interest of improving the controls over these resources, PEER examined the controls in place at the twenty-three agencies where the "high-mileage" employees and officers worked. In the interest of cost effectiveness, PEER also assessed whether agency heads and managers should consider vehicle rental instead of private vehicle travel.

Agency implementation of related control policies and procedures affects the use of travel resources. Therefore, PEER performed a limited examination of the management controls employed by the surveyed agencies and the Department of Finance and Administration. This inquiry concerned whether the agency had in place procedures governing efficient assignment of state vehicles, employee commuting, and periodic review of mileage reimbursement expenses and travel needs.

Agencies maintain uniform administrative controls over employee travel in addition to those established by the Department of Finance and Administration.

Each individual agency is responsible for its compliance with DFA travel guidelines and procedures. State law leaves administrative discretion to the agency to manage travel resources based on its particular travel needs. The twenty-three state agencies surveyed had administrative controls over employee travel in the following areas:

- Where agencies operated state-owned vehicles that were not individually assigned and were available for employee use, the agency reported it had in effect a policy governing efficient assignment and use of the agency vehicles.
- For instances of employees traveling in a private vehicle, the agencies had in effect a policy governing commuting to and from a job site in a private vehicle. Agencies also reported that they disallowed reimbursement for commuting mileage.
- Twenty of the twenty-three agencies surveyed responded that they periodically conduct informal review of private vehicle mileage reimbursement claims in order to improve economy and efficiency.
- Twenty of the twenty-three agencies reported that they had made efforts to review travel needs and analyze benefits and costs, yet only two provided documentation of conducting a formal review.

PEER did not verify any of the survey responses by auditing whether the management controls were in place.

Cost Effectiveness and Legality of Vehicle Rental

State agencies currently practice or have considered several alternatives to control travel costs. Some agencies purchase state vehicles at competitively bid state contract prices to reduce acquisition costs. Likewise, several state agencies participate in maintenance contracts or fuel contracts to lower operating expenses. In previous studies, PEER has examined the possibility of establishing a statewide motor pool and recommended procedures for acquiring and managing a state vehicle fleet.

One alternative to funding travel by reimbursing employees at the current mileage rate is to rent a vehicle from a private rental firm and reimburse fuel costs. The state Department of Finance and Administration annually takes bids for rental vehicle rates and makes those contracts available for use by state agencies. PEER evaluated this alternative and also reviewed the legality of employees renting vehicles and claiming the current mileage reimbursement rate as travel expenses.

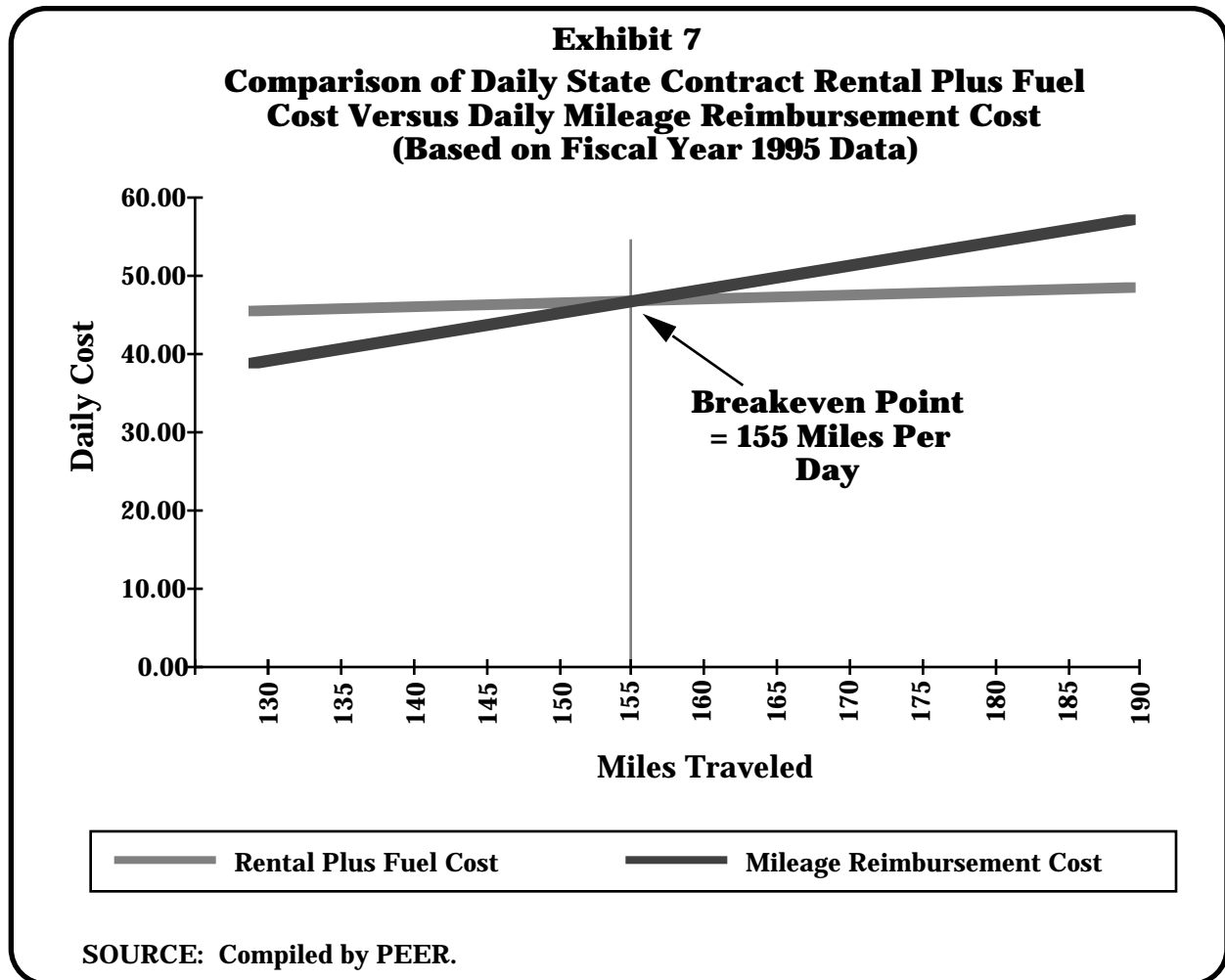
Assessment of the Alternative to Rent a Vehicle from a Private Rental Firm

In the course of examining private vehicle travel by individual employees, PEER sought to assess whether and at what point it is cost-effective to rent a vehicle from a private rental firm rather than reimburse employees for using their private vehicles. PEER evaluated the current mileage reimbursement cost compared to the cost of renting from a nationally recognized private rental firm (i.e., average daily automobile rental rate and added fuel costs).

If a driver's daily mileage exceeds 155 miles, renting a vehicle and buying fuel is a more cost-effective means of providing transportation for the employee or officer than reimbursing mileage for using a private vehicle.

PEER compared the rental rates established by the State of Mississippi's 1995 contracts with Hertz Corporation and National Automobile Rental, Inc. The 1995 contracts listed a full-size four-door passenger car (1994 Ford Taurus) rate of \$39 per day, which includes insurance and unlimited mileage. In addition, PEER factored in the cost per mile for fuel (an expense for which the rental agency is not responsible). The fuel mileage for the 1994 Ford Taurus was 28 miles per gallon on the highway and 19 miles per gallon in the city, according to *The Complete Car Cost Guide, 1994 Edition*. PEER used a conservative estimate of 23.5 miles per gallon in calculating costs, basing this on the publication's estimate at 14,000 miles per year. PEER calculated private vehicle reimbursement cost per mile at the current \$0.30 per mile rate.

Exhibit 7, below, depicts the incremental cost of combined state contract rental and fuel costs compared to the reimbursement expense rate of \$0.30 per mile. As the graph depicts, the mileage reimbursement expense is more economical until the average miles traveled per day exceed 155 miles. At that point, it becomes more economical for an agency to reimburse expenses for state contract vehicle rental and fuel.



The Department of Finance and Administration State Travel Branch regulations do not specifically address if and when vehicle rental should be considered as an alternative to private vehicle travel. DFA does not provide outlined criteria to agencies in its *State Travel Information Handbook: Travel Information, 1995-1996* to govern when an agency should require its employees and officers to travel by rental vehicle rather than travel in a privately owned vehicle. However, the statutory intent is that the state employee or officer use the most economical method. The discretionary authority to determine the most appropriate and economical mode of travel rests with the agency heads, since they

are more familiar with individual circumstances (e.g., duration) of each travel instance.

The agency head or decision-maker should be attentive to some factors that may affect the cost effectiveness calculations. Daily rental cost may vary depending on the size of the vehicle. Fuel mileage per gallon also varies significantly depending on the type of vehicle rented. Influence of these factors may cause the break-even point to vary from the 155 miles calculated by PEER.

By evaluating the tasks to be accomplished, the nature of work to be performed, and work locations for each instance of vehicle travel, agency heads and managers can realize savings by selecting the most economical alternative. Likewise, employees and officers individually have the option to rent a vehicle instead of using their own. In this situation, it is possible for employees and officers to realize a financial windfall by claiming mileage reimbursement for travel in a vehicle which they have individually rented. This raises the question of whether it is permissible under state law and regulation for a driver to request reimbursement for expenses calculated at \$.30 per mile when actual expenses of renting were less.

Statelawandregulationsdonotpermitemployeesandofficerstoclaimmileage reimbursement for travel in a rented vehicle.

PEER examined both statutes and regulations to determine if mileage reimbursement for travel in a rented vehicle is prohibited. According to MISS. CODE ANN. §25-3-41, subsection (1), mileage reimbursement is limited to official travel in a privately owned automobile, stating that an:

. . . officer or employee shall receive as expenses for each mile actually and necessarily traveled, when such travel is done by a privately owned automobile or other privately owned motor vehicle, the mileage reimbursement rate allowable to federal employees for the use of a privately owned vehicle while on official travel. [Emphasis Added]

In addition, subsection (3) of MISS. CODE ANN. §25-3-41 addresses expenses for rental vehicles, stating that:

When such travel is done by means of a public carrier or other means not involving a privately owned motor vehicle, then such officer or employee shall receive as travel expense the actual fare or other expenses incurred in such travel. [Emphasis Added]

Thus, if state employees or officials travel in a rental vehicle and not a privately owned vehicle, the employee or officer is entitled only to actual expenses incurred and not 30 cents per mile.

Conclusion

Until Fiscal Year 1995, mileage reimbursement costs had historically been about one-half of total state travel costs. Although mileage reimbursement costs increased substantially in Fiscal Year 1995, no dramatic rise in the number of miles driven has occurred since the Legislature increased the reimbursement rate. The rise in mileage reimbursement expenses can almost wholly be attributed to this rate increase.

During Fiscal Year 1995, the state reimbursed about four percent of state employees and officers for almost one-fourth of the total miles traveled. For this “high-mileage” group of drivers, the indirect costs associated with travel add significantly to resources devoted annually to funding official state travel.

In response to PEER’s survey of agencies employing “high-mileage” drivers, agencies stated that the travel was largely due to the requirements of the job and the type of work performed throughout the state. Agencies attribute 87 percent of high travel mileage to employee duties of providing client services, conducting audits, or conducting inspections. Agencies reported having procedures governing efficient assignment of state vehicles, employee commuting, and periodic review of mileage reimbursement expenses and travel needs.

While the state has implemented several methods to reduce travel costs, one alternative to funding travel by reimbursing employees at the current mileage rate is for an agency to rent a vehicle under state contract from a private rental firm and reimburse fuel costs. This alternative is a more cost-effective means of providing transportation if the employee’s or officer’s daily mileage exceeds 155 miles.

Although state drivers may realize a financial windfall by claiming mileage reimbursement for travel in a vehicle they have individually rented, it is not permissible under state law and regulations for a driver to request reimbursement for expenses calculated at \$.30 per mile if actual expenses of renting were less.

APPENDIX A
Fiscal Year 1995 Private Vehicle Mileage Reimbursements To Officials and Employees In "High-Mileage" Group
(Ranked By Number of Reimbursed Miles)

| Rank | Reimbursed Miles | Reimbursed Dollars* | Employee Name | Employee Title | Agency |
|------|---------------------|------------------------|----------------------|--------------------------------|-----------------------------------|
| 1 | 60,365 | \$16,601 | GILBERT, WILLIAM L | PROPERTY OFFICER II | AUDIT DEPARTMENT |
| 2 | 52,215 | \$14,516 | DEAR, THEODORE JR | V/H IMPMT COUNSELOR III | BLIND AND DEAF SCHOOLS |
| 3 | 47,088 | \$12,877 | ARNOLD, THOMAS L | AUD DEPT-AUDITING ACCT,SUPV SR | AUDIT DEPARTMENT |
| 4 | 44,853 | \$12,381 | HANNA, WILLIAM | AUD DEPT-AUDITING ACCT,SUPV SR | AUDIT DEPARTMENT |
| 5 | 43,459 | \$11,988 | KENNEDY, JERRY L | TC-TAX AUDITOR/ACCOUNTANT III | TAX COMMISSION |
| 6 | 41,822 | \$11,490 | ZEAGLER, RODNEY D | DP-TECHNICAL SPEC V | AUDIT DEPARTMENT |
| 7 | 40,819 | \$11,184 | MURRAY, JEFF M JR | SAFETY INSPECTOR III | INSURANCE DEPARTMENT |
| 8 | 40,019 | \$11,057 | SIMS, RONALD D | DPW-PROGRAM AUDIT ANALYST | CHILD SUPPORT |
| 9 | 39,434 | \$10,829 | PAGE, MARVIN E | INSP MEAT AND POULTRY SUPV | AGRICULTURE & COMMERCE DEPARTMENT |
| 10 | 39,119 | \$10,826 | MADDOX, VICKEY | NURSE IV | HEALTH BOARD |
| 11 | 38,944 | \$10,705 | SHAW, JIMMIE B SR | SAFETY INSPECTOR III | INSURANCE DEPARTMENT |
| 12 | 38,814 | \$10,919 | HEBERT, CURTIS L JR | COMMISSIONER PUBLIC SERVICE | PUBLIC SERVICE COMMISSION |
| 13 | 38,127 | \$10,485 | REEDER, BILL L | EXEC 2/PSC-DIST OFFC DIRECTOR | PUBLIC SERVICE COMMISSION |
| 14 | 38,110 | \$10,427 | JONES, CARL E | SAFETY INSPECTOR III | INSURANCE DEPARTMENT |
| 15 | 38,037 | \$10,509 | CRAIG, JAMES H III | HEALTH PROGRAM REP III | HEALTH BOARD |
| 16 | 37,941 | \$10,500 | HEDGEPEETH, ARTHUR R | TC-TAX AUDITOR/ACCOUNTANT III | TAX COMMISSION |
| 17 | 37,693 | \$10,275 | WHITE, BENTON | INVESTIGATOR II | PUBLIC SERVICE COMMISSION |
| 18 | 37,540 | \$10,372 | DARDEN, HARVEY | PROPERTY OFFICER I | AUDIT DEPARTMENT |
| 19 | 37,231 | \$10,385 | BUCHANAN, JOHN T JR | EXEC 2/PSC-INVEST ADM ASST | PUBLIC SERVICE COMMISSION |
| 20 | 37,220 | \$10,244 | HAYNIE, GEORGE L | EXEC 2/PSC-DIST OFFC DIRECTOR | PUBLIC SERVICE COMMISSION |
| 21 | 37,149 | \$10,216 | BOYD, LARRY D | PROJECTS OFFICER IV,SPECIAL | AGRICULTURE & COMMERCE DEPARTMENT |
| 22 | 36,860 | \$9,963 | WEBSTER, LORETTA J | AUD DEPT-AUDITING ACCT,SR | AUDIT DEPARTMENT |
| 23 | 36,615 | \$10,073 | WARD, WILLIAM JR | INVESTIGATOR I | PUBLIC SERVICE COMMISSION |
| 24 | 36,450 | \$9,828 | ASEMOTA, SAMMY O | TC-TAX AUDITOR/ACCOUNTANT III | TAX COMMISSION |
| 25 | 35,950 | \$9,928 | GULLICK, RABON | RB-BUS ENTERPRISE COUNSELOR | DIV OF VOC REHAB FOR THE BLIND |
| 26 | 35,615 | \$9,785 | MOSLEY, GERRY | TC-REVENUE SPECIAL AGENT | TAX COMMISSION |
| 27 | 35,611 | \$9,796 | BARTLETT, MIKE | TC-REVENUE SPECIAL AGENT | TAX COMMISSION |
| 28 | 35,598 | \$9,752 | GREER, LYNN | INVESTIGATOR II | PUBLIC SERVICE COMMISSION |
| 29 | 35,502 | \$9,710 | ELKINS, JERREL G | INVESTIGATOR II | PUBLIC SERVICE COMMISSION |
| 30 | 35,491 | \$9,888 | BANGS, IVAN W | SAFETY INSPECTOR III | INSURANCE DEPARTMENT |
| 31 | 35,451 | \$9,815 | TUCKER, DANIEL L | DECD-MGR FINANCE | DIVISION OF ECONOMIC DEVELOPMENT |
| 32 | 35,244 | \$9,617 | ODOM, WILLIE B | FIRE MARSHAL I,DEPUTY | INSURANCE DEPARTMENT |
| 33 | 35,015 | \$9,544 | CARTER, GUY G JR | DOT-MAINT SUPT I | MS DEPT OF TRANSPORTATION |
| 34 | 34,972 | \$9,577 | MIMS, TRACY T | DHS-SOCIAL WORKER ADVANCED | OFFICE OF SOCIAL SERVICES |
| 35 | 34,955 | \$9,589 | WALKER, JAMES | SAFETY INSPECTOR III | INSURANCE DEPARTMENT |
| 36 | 34,758 | \$9,524 | GREEN, J C | TC-TAX AUDITOR/ACCOUNTANT III | TAX COMMISSION |

*NOTE: Reimbursed Dollars vary from Reimbursed Miles rankings because of the prevailing reimbursement rate at the time the mileage expense was incurred.

APPENDIX A
Fiscal Year 1995 Private Vehicle Mileage Reimbursements To Officials and Employees In "High-Mileage" Group
(Ranked By Number of Reimbursed Miles)

| Rank | Reimbursed Miles | Reimbursed Dollars* | Employee Name | Employee Title | Agency |
|------|---------------------|------------------------|-------------------------|--------------------------------|----------------------------------|
| 37 | 34,466 | \$9,316 | PHILLIPS, MICHAEL H | DOT-RIGHT OF WAY AGENT SENIOR | MS DEPT OF TRANSPORTATION |
| 38 | 34,445 | \$9,350 | COZIAR, KENNETH D | DOT-ROW AGENT ADV | MS DEPT OF TRANSPORTATION |
| 39 | 34,424 | \$9,322 | CALLAHAN, MARIANNE W | DOT-RIGHT OF WAY AGENT SENIOR | MS DEPT OF TRANSPORTATION |
| 40 | 34,068 | \$9,287 | BODIN, GLENN J | EQUIPMENT MAINTENANCE SUPT | MS DEPT OF TRANSPORTATION |
| 41 | 33,880 | \$9,472 | WHITE, RHONDA G | DHS-PROGRAM SPECIALIST | OFFICE OF ECONOMIC ASSISTANCE |
| 42 | 33,543 | \$9,207 | SEAWRIGHT, THOMAS D | INVESTIGATOR I | PUBLIC SERVICE COMMISSION |
| 43 | 33,467 | \$9,195 | ROBINETTE, CHARLES H JR | AUD DEPT-AUDITING ACCT,SUPV SR | AUDIT DEPARTMENT |
| 44 | 33,450 | \$9,119 | MABRY, WALTER M | DOT-RIGHT OF WAY AGENT SENIOR | MS DEPT OF TRANSPORTATION |
| 45 | 33,359 | \$9,226 | MILLS, HUBERT | DECD-ASSOC MGR SR REG OFF | DIVISION OF ECONOMIC DEVELOPMENT |
| 46 | 33,300 | \$9,100 | RICHARD, ROBERT M | AUD DEPT-AUDITING ACCT,SUPV SR | AUDIT DEPARTMENT |
| 47 | 33,272 | \$9,011 | LONG, W HUGH | DOT-ENGINEER BUREAU ADMOR | MS DEPT OF TRANSPORTATION |
| 48 | 33,213 | \$8,999 | HAMILTON, MICHAEL E | TC-TAX AUDITOR/ACCOUNTANT III | TAX COMMISSION |
| 49 | 33,203 | \$9,146 | ROBINSON, DORLOS | COMMISSIONER PUBLIC SERVICE | PUBLIC SERVICE COMMISSION |
| 50 | 33,199 | \$9,143 | LUTHER, BARNEY L | TC-REVENUE SPECIAL AGENT | TAX COMMISSION |
| 51 | 33,182 | \$9,130 | WILSON, JOHN C JR | SAFETY INSPECTOR III | INSURANCE DEPARTMENT |
| 52 | 33,164 | \$9,201 | BYARS, GEORGE | EXEC 2/PSC-DIST OFFC DIRECTOR | PUBLIC SERVICE COMMISSION |
| 53 | 33,160 | \$9,198 | WILLIAMS, VICKI | TC-TAX AUDITOR/ACCOUNTANT II | TAX COMMISSION |
| 54 | 33,159 | \$9,095 | WOODS, ROBERT R | AUD DEPT-INVESTIGATOR | AUDIT DEPARTMENT |
| 55 | 32,910 | \$9,095 | MEGEHEE, JACOB H | DISEASE INTERVENTION SPEC TRNE | HEALTH BOARD |
| 56 | 32,821 | \$9,072 | COTTON, RICKEY L | GAS PIPELINE SAFETY,CHIEF | PUBLIC SERVICE COMMISSION |
| 57 | 32,773 | \$9,006 | ALLEN, FLORAL D | BEAUTY/BARBER INSPECTOR | COSMETOLOGY BOARD |
| 58 | 32,606 | \$8,758 | BIGGERS, WILLIAM M JR | DOT-ROW AGENT ADV | MS DEPT OF TRANSPORTATION |
| 59 | 32,533 | \$8,812 | DAVIS, DONALD W | DOT-RIGHT OF WAY AGENT SENIOR | MS DEPT OF TRANSPORTATION |
| 60 | 32,467 | \$8,857 | FIELDS, GARDNER | INVESTIGATOR I | PUBLIC SERVICE COMMISSION |
| 61 | 32,443 | \$9,001 | GREEN, TONY M | AUD DEPT-AUDITING ACCT,SUPV SR | AUDIT DEPARTMENT |
| 62 | 32,309 | \$8,875 | ROBERTS, CARL R | ENVIR III,PUBLIC HEALTH | HEALTH BOARD |
| 63 | 32,290 | \$8,945 | YOUNG, WILLIAM JR | AUD DEPT-AUDITING ACCT,SR | AUDIT DEPARTMENT |
| 64 | 32,262 | \$8,772 | HALL, BILLY D | DOT-RIGHT OF WAY AGENT SENIOR | MS DEPT OF TRANSPORTATION |
| 65 | 32,231 | \$8,704 | JONES, ELLIS | TC-TAX AUDITOR/ACCOUNTANT III | TAX COMMISSION |
| 66 | 32,131 | \$8,858 | MORGAN, ALLEN | TC-REVENUE SPECIAL AGENT | TAX COMMISSION |
| 67 | 31,917 | \$8,810 | SHELBY, MICHAEL W | TC-TAX DIVISION DIR I | TAX COMMISSION |
| 68 | 31,887 | \$8,806 | ROSS, LESLIE M | AUD DEPT-AUDITING ACCT,SUPV SR | AUDIT DEPARTMENT |
| 69 | 31,750 | \$8,729 | THAGGARD, JOE | INVESTIGATIVE,CHIEF | PUBLIC SERVICE COMMISSION |
| 70 | 31,700 | \$8,821 | WRIGHT, CAROLYN B | HEALTH FAC SURVEYOR II | HEALTH BOARD |
| 71 | 31,699 | \$8,596 | JOHNSON, PAUL D | DOT-ROW AGENT ADV | MS DEPT OF TRANSPORTATION |
| 72 | 31,663 | \$8,610 | WEESS, THOMAS V | | AUDIT DEPARTMENT |
| 73 | 31,650 | \$8,667 | KAROLYI, DONALD P | DOT-DISTRICT SYSTEMS ANALYST | MS DEPT OF TRANSPORTATION |
| 74 | 31,390 | \$8,617 | WILSON, JOHNNY | INVESTIGATOR II | PUBLIC SERVICE COMMISSION |

APPENDIX A
Fiscal Year 1995 Private Vehicle Mileage Reimbursements To Officials and Employees In "High-Mileage" Group
(Ranked By Number of Reimbursed Miles)

| Rank | Reimbursed Miles | Reimbursed Dollars* | Employee Name | Employee Title | Agency |
|------|---------------------|------------------------|--------------------------|--------------------------------|---------------------------------------|
| 75 | 31,241 | \$8,576 | MOBLEY, WILLIAM | DECD-ASSOC MGR SR BUS ASST | DIVISION OF ECONOMIC DEVELOPMENT |
| 76 | 31,190 | \$8,568 | HARDIN, J L | AUD DEPT-AUDITING ACCT,SUPV SR | AUDIT DEPARTMENT |
| 77 | 31,150 | \$8,560 | PATTERSON, HAROLD | SAFETY INSPECTOR III | INSURANCE DEPARTMENT |
| 78 | 31,099 | \$8,495 | VOYLES, GARY | AUD DEPT-AUDITING ACCT,SR | AUDIT DEPARTMENT |
| 79 | 31,058 | \$8,490 | HARALSON, BRENDA J | AUD DEPT-AUDITING ACCT,SR | AUDIT DEPARTMENT |
| 80 | 30,943 | \$8,515 | WISEMAN, WILLIAM T | DOT-RIGHT OF WAY AGENT SENIOR | MS DEPT OF TRANSPORTATION |
| 81 | 30,940 | \$8,468 | GUTHRIE, RONNIE O | INVESTIGATOR II | PUBLIC SERVICE COMMISSION |
| 82 | 30,900 | \$8,476 | BURNHAM, THOMAS L | PROPERTY OFFICER II | AUDIT DEPARTMENT |
| 83 | 30,834 | \$8,509 | MURPHY, RODNEY | TC-TAX AUDITOR/ACCOUNTANT III | TAX COMMISSION |
| 84 | 30,791 | \$8,473 | GERMANY, FRED T | SAFETY INSPECTOR III | INSURANCE DEPARTMENT |
| 85 | 30,747 | \$8,320 | MORRIS, ANDY L | EXECUTIVE ASSISTANT II | AUDIT DEPARTMENT |
| 86 | 30,746 | \$8,484 | EVANS, BARBARA K | AUD DEPT-AUDITING ACCT,SR | AUDIT DEPARTMENT |
| 87 | 30,698 | \$8,427 | GORDON, DONALD L | GS-BUILDING INSPECTOR | OFFICE OF FISCAL MANAGEMENT |
| 88 | 30,536 | \$8,382 | SKINNER, JEFF | ATTORNEY, SENIOR | CHILD SUPPORT |
| 89 | 30,447 | \$8,298 | ROBINSON, CLINT | PROPERTY OFFICER II | AUDIT DEPARTMENT |
| 90 | 30,444 | \$8,331 | SCOTT, ARTHUR L | INVESTIGATOR I | PUBLIC SERVICE COMMISSION |
| 91 | 30,243 | \$8,327 | HALLIWELL, CHRISTOPHER T | AUD DEPT-AUDITING ACCT,SR | AUDIT DEPARTMENT |
| 92 | 30,231 | \$8,383 | LEAVELL, KARMALEA B | DBCF-BANK EXAMINER II | BANKING & CONSUMER FINANCE DEPARTMENT |
| 93 | 30,164 | \$8,125 | ABEL, JOHN M | DOT-ROW AGENT ADV | MS DEPT OF TRANSPORTATION |
| 94 | 30,163 | \$8,211 | WHITE, RUFUS D | DOT-RIGHT OF WAY AGENT SENIOR | MS DEPT OF TRANSPORTATION |
| 95 | 30,156 | \$8,376 | RAY, JERRY W | DBCF-FIELD SUPERVISING EXMNR | BANKING & CONSUMER FINANCE DEPARTMENT |
| 96 | 30,103 | \$8,306 | STALLINGS, CHARLES E | TC-REVENUE SPECIAL AGENT | TAX COMMISSION |
| 97 | 29,854 | \$8,110 | DICKERSON, SAMMIE L | DOT-RIGHT OF WAY AGENT SENIOR | MS DEPT OF TRANSPORTATION |
| 98 | 29,694 | \$8,139 | RAY, CURTIS L | INVESTIGATOR II | PUBLIC SERVICE COMMISSION |
| 99 | 29,674 | \$8,425 | TURBEVILLE, GEORGE W | DHS-ECONOMIC ASSTANCE REG DIR | OFFICE OF ECONOMIC ASSISTANCE |
| 100 | 29,674 | \$8,214 | JOHNSON, TERRY O | AUD DEPT-AUDITING ACCT,SUPV SR | AUDIT DEPARTMENT |
| 101 | 29,613 | \$8,238 | NILES, ANN | NURSE III | SP* HEALTH, STATE BOARD OF |
| 102 | 29,596 | \$8,031 | CLARK, JAMES | DOT-DISTRICT PERMIT INSPECTOR | MS DEPT OF TRANSPORTATION |
| 103 | 29,485 | \$8,004 | ROWELL, SAMUEL T | DOT-RIGHT OF WAY AGENT SENIOR | MS DEPT OF TRANSPORTATION |
| 104 | 29,369 | \$7,958 | ALLEN, JOHN E | DOT-ROW AGENT ADV | MS DEPT OF TRANSPORTATION |
| 105 | 29,209 | \$8,007 | STRICKLAND, JUDY L | TC-APPRAISER III,EQUALIZATION | TAX COMMISSION |
| 106 | 29,152 | \$7,928 | EVERETT, SAMUEL | DOT-DISTRICT PERMIT OFCR, SR | MS DEPT OF TRANSPORTATION |
| 107 | 29,101 | \$7,966 | SMITH, JOHN J | DOT-ENGINEER IV | MS DEPT OF TRANSPORTATION |
| 108 | 29,052 | \$7,906 | COTTON, ANDREW R | DISEASE INTERVENTION SPEC | HEALTH BOARD |
| 109 | 28,835 | \$7,798 | SANDERS, BENJAMIN B | DOT-ROW AGENT ADV | MS DEPT OF TRANSPORTATION |
| 110 | 28,783 | \$7,856 | GRAHAM, ANNIE M | NURSE III | HEALTH BOARD |
| 111 | 28,579 | \$7,800 | BULTMAN, NORWOOD A | PS-ENGINEER TECH II | PUBLIC UTILITIES STAFF |
| 112 | 28,575 | \$7,935 | WARD, JEANNETTE | DH-MEDICAL AIDE | HEALTH BOARD |

APPENDIX A
Fiscal Year 1995 Private Vehicle Mileage Reimbursements To Officials and Employees In "High-Mileage" Group
(Ranked By Number of Reimbursed Miles)

| Rank | Reimbursed Miles | Reimbursed Dollars* | Employee Name | Employee Title | Agency |
|------|---------------------|------------------------|-----------------------|--------------------------------|--|
| 113 | 28,537 | \$7,859 | HEINDL, FRED J | | |
| 114 | 28,520 | \$7,897 | BURKETT, CATHY C | AUD DEPT-AUDITING ACCT,SR | AUDIT DEPARTMENT |
| 115 | 28,487 | \$7,728 | BOLTON, THOMAS E | DOT-MAINT SUPT II | MS DEPT OF TRANSPORTATION |
| 116 | 28,447 | \$7,887 | GOODMAN, NELL S | PROPERTY OFFICER III | AUDIT DEPARTMENT |
| 117 | 28,404 | \$7,850 | HARRISON, JAMES R | DBCF-SMALL LOAN EXAMINER III | BANKING & CONSUMER FINANCE DEPARTMENT |
| 118 | 28,397 | \$7,709 | KNIGHT, JERRY L | DOT-RIGHT OF WAY AGENT SENIOR | MS DEPT OF TRANSPORTATION |
| 119 | 28,375 | \$7,946 | CHENOWETH, KATHRYN M | AUD DEPT-AUDITING ACCT,SR | AUDIT DEPARTMENT |
| 120 | 28,316 | \$7,736 | JOHNSON, BOBBY G | DOT-ROW AGENT ADV | MS DEPT OF TRANSPORTATION |
| 121 | 28,308 | \$7,748 | PRITCHARD, MICHAEL A | DOT-ROW AGENT ADV | MS DEPT OF TRANSPORTATION |
| 122 | 28,287 | \$7,754 | FRYERY, WILLIAM F | HEALTH PROGRAM SPECIALIST | HEALTH BOARD |
| 123 | 28,258 | \$7,733 | ARLINE, R E | VETERINARIAN | AGRICULTURE & COMMERCE DEPARTMENT |
| 124 | 28,186 | \$7,723 | CHAMPLIN, RUSSELL L | DOT-RIGHT OF WAY AGENT SENIOR | MS DEPT OF TRANSPORTATION |
| 125 | 28,151 | \$7,862 | SEARLES, CHERYL | NURSE III | SP* HEALTH, STATE BOARD OF |
| 126 | 28,074 | \$7,788 | STONE, DOROTHY A | HEALTH FAC SURVEYOR II | SP* HEALTH, STATE BOARD OF |
| 127 | 28,058 | \$7,687 | THOMPSON, JOYCE | BEAUTY/BARBER INSPECTOR | COSMETOLOGY BOARD |
| 128 | 28,055 | \$7,705 | RICKS, CAROL | NURSE III | HEALTH BOARD |
| 129 | 28,040 | \$7,909 | MOORE, LYNN K | TC-TAX AUDITOR/ACCOUNTANT III | TAX COMMISSION |
| 130 | 27,869 | \$7,731 | PAIGE, F LORANN | DBCF-BANK EXAMINER I | BANKING & CONSUMER FINANCE DEPARTMENT |
| 131 | 27,839 | \$7,569 | WADDLE, LENORA G | DOT-RIGHT OF WAY AGENT SENIOR | MS DEPT OF TRANSPORTATION |
| 132 | 27,813 | \$7,678 | BALLARD, WILLIAM B | AUD DEPT-AUDITING ACCT,SUPV SR | AUDIT DEPARTMENT |
| 133 | 27,792 | \$7,630 | LOVELL, FRANK I III | DOT-RIGHT OF WAY AGENT SENIOR | MS DEPT OF TRANSPORTATION |
| 134 | 27,788 | \$7,575 | FOGG, R BRUCE | DOT-ROW AGENT ADV | MS DEPT OF TRANSPORTATION |
| 135 | 27,606 | \$7,690 | FORD, NEWTON E | DBCF-FIELD SUPERVISING EXMNR | BANKING & CONSUMER FINANCE DEPARTMENT |
| 136 | 27,601 | \$7,646 | BURDEN, BRADLEY D | AUD DEPT-AUDITING ACCT,SUPV SR | AUDIT DEPARTMENT |
| 137 | 27,569 | \$7,651 | CLARK, REGINA | INSP CONSUMER PROTECTION I | AGRICULTURE & COMMERCE DEPARTMENT |
| 138 | 27,518 | \$7,845 | EAST, WILLIAM | AG-DIR, PUB INTEGRITY INVESTIG | ATTORNEY GENERAL |
| 139 | 27,349 | \$7,635 | BRYAN, HARRIS L | AUD DEPT-INVESTIGATOR | AUDIT DEPARTMENT |
| 140 | 27,329 | \$7,594 | MILLS, D H | REGIONAL SERVICE OFFICER | ED DEPT-CONSOLIDATED EDUCATION PROGRAMS |
| 141 | 27,298 | \$7,573 | FELTER, WILLIAM T III | TC-TAX AUDITOR/ACCOUNTANT II | TAX COMMISSION |
| 142 | 27,210 | \$7,482 | HARDY, BOBBY H | INSP LIVESTOCK II | AGRICULTURE & COMMERCE-ANIMAL HEALTH BD. |
| 143 | 27,105 | \$7,471 | HOWARD, PAUL D | DHS-SOCIAL WORKER ADVANCED | OFFICE OF SOCIAL SERVICES |
| 144 | 27,088 | \$7,317 | O'NEAL, HARMON W | DOT-WASTE WATER TRTMT PLNT OPR | MS DEPT OF TRANSPORTATION |
| 145 | 27,003 | \$7,641 | SMITH, SAM E JR | | AUDIT DEPARTMENT |
| 146 | 26,921 | \$7,315 | OSBEY, WILLIE L | AUD DEPT-AUDITING ACCT,SR | AUDIT DEPARTMENT |
| 147 | 26,908 | \$7,534 | SARTAIN, WANDA G | DH-MEDICAL AIDE | HEALTH BOARD |
| 148 | 26,888 | \$7,347 | KNIGHT, KENNETH R | TC-TAX AUDITOR/ACCOUNTANT III | TAX COMMISSION |
| 149 | 26,849 | \$7,476 | REGAN, ERNEST JR | ACCOUNTANT/AUDITOR I | DIVISION OF SUPPORT SERVICES |
| 150 | 26,832 | \$7,273 | COOPER, DONALD L | DOT-MAINT SUPT II | MS DEPT OF TRANSPORTATION |

APPENDIX A
Fiscal Year 1995 Private Vehicle Mileage Reimbursements To Officials and Employees In "High-Mileage" Group
(Ranked By Number of Reimbursed Miles)

| Rank | Reimbursed Miles | Reimbursed Dollars* | Employee Name | Employee Title | Agency |
|------|---------------------|------------------------|-----------------------|--------------------------------|---------------------------------------|
| 151 | 26,827 | \$7,373 | STORY, CHARLES R | TC-REVENUE SPECIAL AGENT | TAX COMMISSION |
| 152 | 26,803 | \$7,387 | MITCHELL, GARRETT W | DISEASE INTERVENTION SPEC SR | HEALTH BOARD |
| 153 | 26,690 | \$7,257 | HILLMAN, HARRY | PS-ENGINEER TECH II | PUBLIC UTILITIES STAFF |
| 154 | 26,655 | \$7,412 | EVANS, SHELIA M | NURSE III | HEALTH BOARD |
| 155 | 26,631 | \$7,292 | THORNTON, W A | WORKERS' COMP COMM-ADMIN JUDGE | WORKERS' COMPENSATION COMMISSION |
| 156 | 26,611 | \$7,385 | EASTERWOOD, ALLYSON G | AUD DEPT-AUDITING ACCT,SR | AUDIT DEPARTMENT |
| 157 | 26,576 | \$7,252 | PENDERGRASS, MARK | TC-TAX AUDITOR/ACCOUNTANT III | TAX COMMISSION |
| 158 | 26,541 | \$7,337 | BROOKS, VERNICE J | DH-MEDICAL AIDE | HEALTH BOARD |
| 159 | 26,517 | \$7,351 | GRIFFIN, GWENDOLYN | DH-MEDICAL AIDE | HEALTH BOARD |
| 160 | 26,492 | \$7,090 | DILMORE, J W | DOT-RIGHT OF WAY AGENT SENIOR | MS DEPT OF TRANSPORTATION |
| 161 | 26,472 | \$7,294 | ERVIN, TIMOTHY E | | DFA-CENTRALLY ADMINISTERED ACCOUNTING |
| 162 | 26,466 | \$7,113 | JONES, GREGORY E | AUD DEPT-AUDITING ACCT,SR | AUDIT DEPARTMENT |
| 163 | 26,428 | \$7,261 | HARDIN, BETTY M | NURSE III | HEALTH BOARD |
| 164 | 26,407 | \$7,149 | GOODWIN, KENNETH J | DOT-ENGINEER IV | MS DEPT OF TRANSPORTATION |
| 165 | 26,401 | \$7,377 | HOOPER, ADELE J | PROPERTY OFFICER I | AUDIT DEPARTMENT |
| 166 | 26,363 | \$7,216 | CRAWFORD, PEGGY J | DHS-PROGRAM SPECIALIST | OFFICE OF ECONOMIC ASSISTANCE |
| 167 | 26,333 | \$7,251 | BAILEY, RONALD L | DBCF-BANK EXAMINER III | BANKING & CONSUMER FINANCE DEPARTMENT |
| 168 | 26,318 | \$7,265 | YOUNGBLOOD, JANET | NURSE III | SP* HEALTH, STATE BOARD OF |
| 169 | 26,282 | \$7,277 | LOFTIN, JESSE R JR | FIRE MARSHAL II,DEPUTY | INSURANCE DEPARTMENT |
| 170 | 26,252 | \$7,290 | RANKIN, LESLIE A | DOT-RIGHT OF WAY AGENT SENIOR | MS DEPT OF TRANSPORTATION |
| 171 | 26,233 | \$7,100 | PRICE, HAROLD A | ENGINEERING TECHNICIAN II | MS DEPT OF TRANSPORTATION |
| 172 | 26,233 | \$7,100 | KENNEDY, JIMMY D | DOT-MAINT SUPT II | MS DEPT OF TRANSPORTATION |
| 173 | 26,233 | \$7,100 | REEVES, RONALD L | ENGINEERING AIDE III | MS DEPT OF TRANSPORTATION |
| 174 | 26,220 | \$7,097 | VINES, MARION L | DOT-MAINT SUPT II | MS DEPT OF TRANSPORTATION |
| 175 | 26,215 | \$7,100 | GRIFFIN, LUCILE T | DOT-ROW AGENT ADV | MS DEPT OF TRANSPORTATION |
| 176 | 26,202 | \$7,218 | BYRD, MYRA L | AUD DEPT-AUDITING ACCT,SR | AUDIT DEPARTMENT |
| 177 | 26,148 | \$7,203 | COLLIE, SALLY J | DOT-RIGHT OF WAY AGENT SENIOR | MS DEPT OF TRANSPORTATION |
| 178 | 26,118 | \$7,067 | PARKER, WILLIAM | ENGINEERING TECHNICIAN II | MS DEPT OF TRANSPORTATION |
| 179 | 26,109 | \$7,032 | AINSWORTH, KIMBERLY J | AUD DEPT-AUDITING ACCT,SR | AUDIT DEPARTMENT |
| 180 | 25,983 | \$7,315 | JOHNSON, LEWIS W | AUD DEPT-INVESITGATOR | AUDIT DEPARTMENT |
| 181 | 25,967 | \$7,032 | EVANS, O D | PUBLIC RELATIONS REP I | MS DEPT OF TRANSPORTATION |
| 182 | 25,948 | \$7,110 | DAVIS, KENNETH L | ENGINEERING TECHNICIAN II | MS DEPT OF TRANSPORTATION |
| 183 | 25,939 | \$7,027 | VANCE, BILLY L | DOT-MAINT SUPT II | MS DEPT OF TRANSPORTATION |
| 184 | 25,935 | \$7,107 | ELLZEY, WAYNE E | AUD DEPT-AUDITING ACCT,SR | AUDIT DEPARTMENT |
| 185 | 25,910 | \$7,147 | DENDY, PATRICK S | AUD DEPT-AUDITING ACCT,SR | AUDIT DEPARTMENT |
| 186 | 25,903 | \$7,018 | SISTRUNK, PAUL L | ENGINEERING TECHNICIAN II | MS DEPT OF TRANSPORTATION |
| 187 | 25,746 | \$7,154 | CLAYTON, JENECE B | NURSE I | HEALTH BOARD |
| 188 | 25,741 | \$7,045 | TRIGG, ROBERT D | HEALTH FAC SURVEYOR II | HEALTH BOARD |

APPENDIX A
Fiscal Year 1995 Private Vehicle Mileage Reimbursements To Officials and Employees In "High-Mileage" Group
(Ranked By Number of Reimbursed Miles)

| Rank | Reimbursed Miles | Reimbursed Dollars* | Employee Name | Employee Title | Agency |
|------|---------------------|------------------------|----------------------|-------------------------------|-----------------------------------|
| 189 | 25,721 | \$7,164 | WOMACK, JAMES S | AUD DEPT-CHIEF INVESTIGATOR | AUDIT DEPARTMENT |
| 190 | 25,701 | \$7,048 | KRISS, ELIZABETH H | DHS-ELIGIBILITY WORKER II | SP* OFFICE OF ECONOMIC ASSISTANCE |
| 191 | 25,589 | \$6,941 | THOMPSON, PERCY P | DOT-RIGHT OF WAY AGENT SENIOR | MS DEPT OF TRANSPORTATION |
| 192 | 25,582 | \$7,014 | VANDEVENDER, WILLIAM | DOT-RIGHT OF WAY AGENT SENIOR | MS DEPT OF TRANSPORTATION |
| 193 | 25,576 | \$7,077 | PACIFIC, LARRY A JR | DOT-RIGHT OF WAY AGENT SENIOR | MS DEPT OF TRANSPORTATION |
| 194 | 25,575 | \$7,038 | NORRIS, JAMES B | AUD DEPT-AUDITING ACCT,SR | AUDIT DEPARTMENT |
| 195 | 25,530 | \$7,121 | HANCOCK, DOUGLAS O | AUD DEPT-AUDITING ACCT,SR | AUDIT DEPARTMENT |
| 196 | 25,512 | \$7,115 | HORAN, MARK KEVIN | | OFFICE OF TORT CLAIMS |
| 197 | 25,500 | \$7,062 | DALE, GEORGE R | COMMISSIONER INSURANCE | INSURANCE DEPARTMENT |
| 198 | 25,491 | \$6,879 | HART, THOMAS M | ENGINEERING TECHNICIAN CERT | MS DEPT OF TRANSPORTATION |
| 199 | 25,422 | \$6,872 | OGLETREE, DONALD G | DOT-MAINT SUPT I | MS DEPT OF TRANSPORTATION |
| 200 | 25,386 | \$6,972 | REED, BOBBY A | | OFFICE OF TORT CLAIMS |
| 201 | 25,316 | \$6,926 | PENDER, MARTY JR | DBCF-SMALL LOAN EXAMINER II | BANKING & CONSUMER FINANCE-CFF |
| 202 | 25,268 | \$6,988 | CROSS, OLIVIA W | DH-MEDICAL AIDE | HEALTH BOARD |
| 203 | 25,249 | \$6,907 | SHIVERS, RONALD | DOT-RIGHT OF WAY AGENT SENIOR | MS DEPT OF TRANSPORTATION |
| 204 | 25,203 | \$6,984 | BANKS, JOEL D | AUD DEPT-DIR, INVES AUDIT DIV | AUDIT DEPARTMENT |
| 205 | 25,186 | \$6,831 | BAILEY, EDWARD | DOT-ROW AGENT ADV | MS DEPT OF TRANSPORTATION |
| 206 | 25,175 | \$6,771 | HAMRICK, ROBERT A | DHS-SOCIAL WORKER ADVANCED | OFFICE OF SOCIAL SERVICES |
| 207 | 25,145 | \$6,955 | QUINN, SANDRA M | TC-TAX AUDITOR/ACCOUNTANT III | TAX COMMISSION |
| 208 | 25,131 | \$6,911 | RAY, EVA | BEAUTY/BARBER INSPECTOR | COSMETOLOGY BOARD |
| 209 | 25,060 | \$6,798 | SULLIVAN, JANET E | PROJECTS OFFICER IV,SPECIAL | MS DEPT OF TRANSPORTATION |
| 210 | 25,058 | \$6,815 | SHEPHERD, JAMES | DOT-ROW AGENT ADV | MS DEPT OF TRANSPORTATION |
| 211 | 25,047 | \$6,739 | STEVENS, ANDREW III | DOT-ROW AGENT ADV | MS DEPT OF TRANSPORTATION |
| 212 | 24,996 | \$6,830 | MANGRUM, RICKEY W | DOT-ROW AGENT ADV | MS DEPT OF TRANSPORTATION |
| 213 | 24,983 | \$6,924 | PLEW, JOHNNIE L | NURSE III | HEALTH BOARD |
| 214 | 24,926 | \$6,941 | FUNCHESS, EMMA L | DH-MEDICAL AIDE | HEALTH BOARD |
| 215 | 24,909 | \$6,855 | LEWIS, ALVIN M JR | TC-TAX AUDITOR/ACCOUNTANT III | TAX COMMISSION |
| 216 | 24,888 | \$6,838 | RAYFIELD, CARL JR | FIRE MARSHAL I,DEPUTY | INSURANCE DEPARTMENT |
| 217 | 24,869 | \$6,866 | DIXON, JAMES C | AUD DEPT-CHIEF INVESTIGATOR | AUDIT DEPARTMENT |
| 218 | 24,819 | \$6,723 | MCGARR, TAMMIE E | AUD DEPT-AUDITING ACCT,ASST | AUDIT DEPARTMENT |
| 219 | 24,801 | \$6,854 | SHERARD, GILBERT D | AUDIT DEPARTMENT | |
| 220 | 24,800 | \$6,871 | WALLEY, DOROTHY R | NURSE III | HEALTH BOARD |
| 221 | 24,788 | \$6,708 | WATKINS, JIMMIE | MS DEPT OF TRANSPORTATION | |
| 222 | 24,758 | \$6,789 | BRADLEY, HAROLD | TC-APPRAISER III,EQUALIZATION | TAX COMMISSION |
| 223 | 24,754 | \$6,753 | SPEIGHTS, JOSEPH S | AUD DEPT-AUDITING ACCT,SR | AUDIT DEPARTMENT |
| 224 | 24,753 | \$6,809 | HOLLINGSWORTH, DAVID | AUD DEPT-AUDITING ACCT,SR | AUDIT DEPARTMENT |
| 225 | 24,751 | \$6,805 | MCEWEN, HENRY T | BOILER&PRES VESSEL INSP,CHIEF | HEALTH BOARD |
| 226 | 24,743 | \$6,696 | SANDERS, ROBERT E | DOT-RIGHT OF WAY AGENT CHIEF | MS DEPT OF TRANSPORTATION |

APPENDIX A
Fiscal Year 1995 Private Vehicle Mileage Reimbursements To Officials and Employees In "High-Mileage" Group
(Ranked By Number of Reimbursed Miles)

| Rank | Reimbursed Miles | Reimbursed Dollars* | Employee Name | Employee Title | Agency |
|------|---------------------|------------------------|-----------------------|-------------------------------|--|
| 227 | 24,670 | \$6,816 | NEWTON, GLEN A | DHS-SOCIAL WORKER ADVANCED | OFFICE OF SOCIAL SERVICES |
| 228 | 24,592 | \$6,908 | LION, PAUL T | DBCF-BANK EXAMINER II | BANKING & CONSUMER FINANCE DEPARTMENT |
| 229 | 24,589 | \$6,628 | KILLEN, BILLY D | DOT-MAINTENANCE SUPV II | MS DEPT OF TRANSPORTATION |
| 230 | 24,566 | \$6,775 | SISTRUNK, ROBERT E | TC-REVENUE SPECIAL AGENT | TAX COMMISSION |
| 231 | 24,541 | \$6,727 | MOORMAN, GARY L | ENVIR III,PUBLIC HEALTH | HEALTH BOARD |
| 232 | 24,498 | \$6,620 | TATUM, JEANNE | DOT-RIGHT OF WAY AGENT SENIOR | MS DEPT OF TRANSPORTATION |
| 233 | 24,460 | \$6,748 | CUNNINGHAM, STANLEY W | DBCF-BANK EXAMINER III | BANKING & CONSUMER FINANCE DEPARTMENT |
| 234 | 24,423 | \$6,658 | FRYERY, LEE | INSURANCE DEPARTMENT | |
| 235 | 24,296 | \$6,595 | WEEMS, KAREN R | NURSE III | HEALTH BOARD |
| 236 | 24,274 | \$6,559 | SIMMONS, CHARLES A | INSURANCE DEPARTMENT | |
| 237 | 24,256 | \$6,568 | JACKSON, ANDREW | DOT-MAINTENANCE SUPV II | MS DEPT OF TRANSPORTATION |
| 238 | 24,238 | \$6,564 | LYONS, WALTER G | DOT-ENGINEER III | MS DEPT OF TRANSPORTATION |
| 239 | 24,221 | \$6,604 | BROWN, JOE N | DHS-PROGRAM ADMOR SR | DIVISION OF SUPPORT SERVICES |
| 240 | 24,198 | \$6,708 | KELLEY, JOHN W | HEALTH FAC SURVEYOR II | SP* HEALTH, STATE BOARD OF |
| 241 | 24,130 | \$6,478 | MCMILLAN, JOHN JR | DOT-DISTRICT FISCAL ADMOR | MS DEPT OF TRANSPORTATION |
| 242 | 24,087 | \$6,563 | MASON, CHARLES L | DOT-MAINT SUPT II | MS DEPT OF TRANSPORTATION |
| 243 | 24,076 | \$6,644 | COTTON, ANDY R | HEALTH PROGRAM REP III | HEALTH BOARD |
| 244 | 24,071 | \$6,623 | SMITH, RONALD V | TC-REVENUE SPECIAL AGENT | TAX COMMISSION |
| 245 | 23,980 | \$6,676 | HORTON, FINLEY H | AUD DEPT-AUDITING ACCT,SR | AUDIT DEPARTMENT |
| 246 | 23,977 | \$6,701 | MCCALOP, LARRY D | YOUTH SERV COUNSELOR,REG SUPV | OFFICE OF YOUTH SERVICES |
| 247 | 23,933 | \$6,620 | JOHNS, FRANKIE A | NURSE III | HEALTH BOARD |
| 248 | 23,904 | \$6,507 | SMITH, RICHARD | DOT-ROADSIDE DEVELOPMENT SUPV | MS DEPT OF TRANSPORTATION |
| 249 | 23,879 | \$6,600 | SHELTON, STEPHEN N | DBCF-BANK EXAMINER I | BANKING & CONSUMER FINANCE DEPARTMENT |
| 250 | 23,765 | \$6,522 | BROWN, WILLIE | BRANCH DIRECTOR I | HEALTH BOARD |
| 251 | 23,696 | \$6,580 | PANNELL, JERRELL T | ALCOHOL/DRUG COUNSELOR,PRISON | SP* CORRECTIONS DEPT-COMM SERV REVOLVING |
| 252 | 23,694 | \$6,493 | HARRINGTON, BETSY W | NURSE I | HEALTH BOARD |
| 253 | 23,683 | \$6,701 | HUDNELL, RAYMOND S | ENVIR II,PUBLIC HEALTH | HEALTH BOARD |
| 254 | 23,677 | \$6,533 | PAYNE, GLADYS W | DHS-HOMEMAKER | OFFICE OF SOCIAL SERVICES |
| 255 | 23,660 | \$6,477 | MARTIN, ANITA L | NURSE III | HEALTH BOARD |
| 256 | 23,643 | \$6,460 | ARMSTRONG, CHARLES A | TC-TAX AUDITOR/ACCOUNTANT III | TAX COMMISSION |
| 257 | 23,639 | \$6,505 | JONES, CECIL H | AUD DEPT-INVESITGATOR | AUDIT DEPARTMENT |
| 258 | 23,597 | \$6,489 | STEWART, JOHN B | DOT-ROW AGENT ADV | MS DEPT OF TRANSPORTATION |
| 259 | 23,593 | \$6,496 | MEADOWS, JAMES | TC-APPRAISER III,EQUALIZATION | TAX COMMISSION |
| 260 | 23,590 | \$6,503 | PARSON, JAMES N | AUD DEPT-AUDITING ACCT,SR | AUDIT DEPARTMENT |
| 261 | 23,570 | \$6,462 | GARRETT, JANICE F | AUD DEPT-AUDITING ACCT,SR | AUDIT DEPARTMENT |
| 262 | 23,567 | \$6,527 | JOHNSON, RICKY L | TC-APPRAISER IV,EQUALIZATION | TAX COMMISSION |
| 263 | 23,556 | \$6,459 | HINTON, ROBERT L | DOT-RIGHT OF WAY AGENT SENIOR | MS DEPT OF TRANSPORTATION |
| 264 | 23,547 | \$6,442 | LANGLEY, KATHY D | TC-APPRAISER III,EQUALIZATION | TAX COMMISSION |

APPENDIX A
Fiscal Year 1995 Private Vehicle Mileage Reimbursements To Officials and Employees In "High-Mileage" Group
(Ranked By Number of Reimbursed Miles)

| Rank | Reimbursed Miles | Reimbursed Dollars* | Employee Name | Employee Title | Agency |
|------|---------------------|------------------------|-----------------------|-------------------------------|---------------------------------------|
| 265 | 23,546 | \$6,551 | DARBY, JOHNNIE G | NURSE III | HEALTH BOARD |
| 266 | 23,528 | \$6,469 | PATE, LINDA F | HEALTH FAC SURVEYOR II | HEALTH BOARD |
| 267 | 23,526 | \$6,327 | HITE, RICHARD R | DOT-ROW AGENT ADV | MS DEPT OF TRANSPORTATION |
| 268 | 23,524 | \$6,625 | CRIBB, ROGER | AG-PUB INTEG INVESTIGATOR TR | ATTORNEY GENERAL |
| 269 | 23,508 | \$6,379 | COTHERN, L H JR | DOT-MAINT SUPT II | MS DEPT OF TRANSPORTATION |
| 270 | 23,507 | \$6,364 | WRIGHT, CASSIE | DOT-RIGHT OF WAY AGT IN TNG | MS DEPT OF TRANSPORTATION |
| 271 | 23,405 | \$6,344 | WALDROP, ROBERT A | DOT-RIGHT OF WAY AGENT SENIOR | MS DEPT OF TRANSPORTATION |
| 272 | 23,398 | \$6,223 | WOOD, PETER G JR | DOT-RIGHT OF WAY AGENT SENIOR | MS DEPT OF TRANSPORTATION |
| 273 | 23,387 | \$6,398 | HELMS, JIMMY H | TC-TAX DIVISION DIR II | TAX COMMISSION |
| 274 | 23,384 | \$6,368 | KNIGHT, THOMAS W | DOT-MAINT SUPT II | MS DEPT OF TRANSPORTATION |
| 275 | 23,362 | \$6,463 | SMITH, JIM | OFFICE OF TORT CLAIMS | |
| 276 | 23,361 | \$6,420 | POUNDS, PEARL H | DH-MEDICAL AIDE | HEALTH BOARD |
| 277 | 23,315 | \$6,312 | MCFADDEN, CARL D | AUD DEPT-AUDITING ACCT,SR | AUDIT DEPARTMENT |
| 278 | 23,283 | \$6,191 | WALLEY, DANIEL R JR | DOT-DISTRICT PERMIT OFCR, SR | MS DEPT OF TRANSPORTATION |
| 279 | 23,274 | \$6,399 | LAUDERDALE, SANDRA R | AUD DEPT-AUDITING ACCT,SR | AUDIT DEPARTMENT |
| 280 | 23,242 | \$6,373 | BLEDSON, LARRY | DHS-PROGRAM ADMOR SR | CHILD SUPPORT |
| 281 | 23,235 | \$6,424 | GOUGUET, MARILYN | DHS-SOCIAL WORKER ADVANCED | OFFICE OF SOCIAL SERVICES |
| 282 | 23,222 | \$6,376 | SHIRLEY, NEALIE JR | DISEASE INTERVENTION SPEC SR | HEALTH BOARD |
| 283 | 23,220 | \$6,287 | WELLS, BOBBY G SR | DOT-MAINT SUPT I | MS DEPT OF TRANSPORTATION |
| 284 | 23,214 | \$6,447 | WILSON, MATTIE B | DHS-ECONOMIC ASSTANCE REG DIR | OFFICE OF ECONOMIC ASSISTANCE |
| 285 | 23,191 | \$6,302 | YORK, WILLIAM | DOT-ENGINEER III | MS DEPT OF TRANSPORTATION |
| 286 | 23,175 | \$6,491 | ARMSTRONG, BRENDA P | TC-TAX AUDITOR/ACCOUNTANT III | TAX COMMISSION |
| 287 | 23,113 | \$6,434 | HUBBARD, JAMES S | DBCF-BANK EXAMINER II | BANKING & CONSUMER FINANCE DEPARTMENT |
| 288 | 23,108 | \$6,355 | JACKSON, JIMMIE | | ETHICS COMMISSION |
| 289 | 23,072 | \$6,282 | MADISON, TOMMY J | DOT-RIGHT OF WAY AGENT SENIOR | MS DEPT OF TRANSPORTATION |
| 290 | 23,070 | \$6,330 | HIGGENBOTTOM, KENNETH | DISEASE INTERVENTION SPEC SR | HEALTH BOARD |
| 291 | 23,068 | \$6,264 | HASTY, JOSEPH N | HEALTH PHYSICIST SENIOR | HEALTH BOARD |
| 292 | 23,032 | \$6,396 | BARNES, GEORGE | TC-TAX AUDITOR/ACCOUNTANT III | TAX COMMISSION |
| 293 | 23,002 | \$6,399 | DODGEN, TERRY | DBCF-BANK EXAMINER III | BANKING & CONSUMER FINANCE DEPARTMENT |
| 294 | 22,993 | \$6,343 | BROWN, DEBORAH | SOCIAL WORKER AIDE | OFFICE OF SOCIAL SERVICES |
| 295 | 22,968 | \$6,423 | SANFORD, JAKI S | NURSE III | HEALTH BOARD |
| 296 | 22,949 | \$6,327 | BARNETT, CLAYTON | DHS-SOCIAL SERV REGIONAL DIR | OFFICE OF SOCIAL SERVICES |
| 297 | 22,937 | \$6,487 | RAUSA, ALFIO | PHYSICIAN, SENIOR | HEALTH BOARD |
| 298 | 22,925 | \$6,373 | YOUNG, LARRY A | DECD-ASSOC MGR SR BUS ASST | DIVISION OF ECONOMIC DEVELOPMENT |
| 299 | 22,914 | \$6,381 | TUCKER, MARY A | DHS-PROGRAM ADMOR SR | CHILD SUPPORT |
| 300 | 22,874 | \$6,246 | NASH, DONALD C | PROPERTY OFFICER I | AUDIT DEPARTMENT |
| 301 | 22,872 | \$6,217 | LADD, GEORGE | TC-TAX AUDITOR/ACCOUNTANT III | TAX COMMISSION |
| 302 | 22,865 | \$6,272 | ANTOINE, DONALD G JR | AUD DEPT-AUDITING ACCT,SR | AUDIT DEPARTMENT |

APPENDIX A
Fiscal Year 1995 Private Vehicle Mileage Reimbursements To Officials and Employees In "High-Mileage" Group
(Ranked By Number of Reimbursed Miles)

| Rank | Reimbursed Miles | Reimbursed Dollars* | Employee Name | Employee Title | Agency |
|------|---------------------|------------------------|-----------------------|---------------------------------------|---------------------------------------|
| 303 | 22,818 | \$6,496 | RITCHEY, JON K | AG-PUB INTEG INVESTIGATOR TR | ATTORNEY GENERAL |
| 304 | 22,792 | \$6,267 | WEST, MAMIE L | DH-MEDICAL AIDE | HEALTH BOARD |
| 305 | 22,770 | \$6,361 | WEEKS, PERVIE L | DPW-WELFARE INVESTIGATOR,CHIEF | DIVISION OF SUPPORT SERVICES |
| 306 | 22,767 | \$6,345 | STATEN, KATHY D | NURSE I | HEALTH BOARD |
| 307 | 22,752 | \$6,308 | HORTON, MARTHA | DH-MEDICAL AIDE | HEALTH BOARD |
| 308 | 22,731 | \$6,255 | SIBLEY, ELIZABETH | DPW-INTERNAL AUD SPECIALIST | DIVISION OF SUPPORT SERVICES |
| 309 | 22,692 | \$6,133 | MALONE, BOBBY | DOT-ROW AGENT ADV | MS DEPT OF TRANSPORTATION |
| 310 | 22,671 | \$6,178 | ARENDALE, WILLIAM C | ENGINEERING TECHNICIAN CERT SR | MS DEPT OF TRANSPORTATION |
| 311 | 22,664 | \$6,103 | REEVES, LINDA C | AUD DEPT-AUDITING ACCT,SR | AUDIT DEPARTMENT |
| 312 | 22,663 | \$6,110 | WHATLEY, DAVE | GRAIN WEIGHER I | AGRICULTURE & COMMERCE-GRAIN DIVISION |
| 313 | 22,655 | \$6,278 | SONES, KATHY D | OFFICE OF TORT CLAIMS | |
| 314 | 22,655 | \$6,254 | GRISHAM, CYNTHIA F | DH-MEDICAL AIDE | HEALTH BOARD |
| 315 | 22,640 | \$6,232 | FORD, BARRY | DFA-CENTRALLY ADMINISTERED ACCOUNTING | |
| 316 | 22,638 | \$6,272 | CROWDER, WILLIAM | TC-TAX AUDITOR/ACCOUNTANT III | TAX COMMISSION |
| 317 | 22,585 | \$6,230 | STARKS, FREEDIA W | NURSE I | HEALTH BOARD |
| 318 | 22,574 | \$6,229 | HIGGINBOTHAM, HARRY L | ENVIR II,PUBLIC HEALTH | SP* HEALTH, STATE BOARD OF |
| 319 | 22,520 | \$6,325 | MCLEOD, RAYBURN W | EDUCATION DEPARTMENT | |
| 320 | 22,503 | \$6,204 | NORWOOD, WANDA M | NURSE III | SP* HEALTH, STATE BOARD OF |
| 321 | 22,488 | \$6,239 | TEW, TRACI R | DBCF-BANK EXAMINER I | BANKING & CONSUMER FINANCE DEPARTMENT |
| 322 | 22,472 | \$6,177 | CALDWELL, JOSEPH F | TC-REVENUE OFFICER III | TAX COMMISSION |
| 323 | 22,363 | \$6,126 | SMITH, D STEVEN | TC-TAX AUDITOR/ACCOUNTANT III | TAX COMMISSION |
| 324 | 22,346 | \$6,133 | PIPPIN, CHARLENE E | NURSE I | HEALTH BOARD |
| 325 | 22,334 | \$6,110 | MUIRHEAD, JAMES F SR | ENGINEERING TECHNICIAN CERT SR | MS DEPT OF TRANSPORTATION |
| 326 | 22,322 | \$6,205 | SHELTON, MARGARET I | DHS-SOCIAL WORKER ADVANCED | OFFICE OF SOCIAL SERVICES |
| 327 | 22,307 | \$6,255 | HENDERSON, SHIRLEY | DH-MEDICAL AIDE | HEALTH BOARD |
| 328 | 22,298 | \$6,251 | ASHMORE, DOUGLAS W | AUD DEPT-AUDITING ACCT,SR | AUDIT DEPARTMENT |
| 329 | 22,294 | \$6,304 | MORGAN, HOYLE D | ENVIR HLTH PROGRAM SPECIALIST | HEALTH BOARD |
| 330 | 22,251 | \$6,257 | CRIMM, TRAVIS JR | TC-REVENUE OFFICER III | TAX COMMISSION |
| 331 | 22,241 | \$6,043 | DILLON, DAVID | EQUIPMENT OPER-HEAVY MACHINERY | MS DEPT OF TRANSPORTATION |
| 332 | 22,221 | \$6,132 | SHULGAY, ROSE B | NURSE III | HEALTH BOARD |
| 333 | 22,153 | \$6,006 | ROBERTS, ROBERT R JR | DOT-RIGHT OF WAY AGENT CHIEF | MS DEPT OF TRANSPORTATION |
| 334 | 22,152 | \$6,179 | DETHLOFF, RICHARD L | HEALTH FAC SURVEYOR II | HEALTH BOARD |
| 335 | 22,090 | \$6,099 | YOUNG, LAWANDA D | DH-MEDICAL AIDE | HEALTH BOARD |
| 336 | 22,064 | \$6,027 | WEEDEN, JOHN M | ENGINEER IN TRAINING,ENVIRON | HEALTH BOARD |
| 337 | 22,045 | \$6,095 | AGNEW, SAMUEL F | DECD-ASSO MGR INT CMTY ANA | DIVISION OF ECONOMIC DEVELOPMENT |
| 338 | 22,042 | \$6,024 | BUFORD, DORMAN | DOT-ROW AGENT ADV | MS DEPT OF TRANSPORTATION |
| 339 | 22,011 | \$5,814 | SLADE, PAUL | DOT-DISTRICT PERMIT INSPECTOR | MS DEPT OF TRANSPORTATION |
| 340 | 21,944 | \$5,965 | CHANCE, DARRELL G | AUD DEPT-AUDITING ACCT,SR | AUDIT DEPARTMENT |

APPENDIX A
Fiscal Year 1995 Private Vehicle Mileage Reimbursements To Officials and Employees In "High-Mileage" Group
(Ranked By Number of Reimbursed Miles)

| Rank | Reimbursed Miles | Reimbursed Dollars* | Employee Name | Employee Title | Agency |
|------|---------------------|------------------------|-----------------------|---------------------------------|---------------------------------------|
| 341 | 21,917 | \$6,061 | WATKINS, ESTHER L | NURSE I | HEALTH BOARD |
| 342 | 21,905 | \$5,975 | HARMON, HAYWARD | DBCF-SMALL LOAN EXAMINER III | BANKING & CONSUMER FINANCE-CFF |
| 343 | 21,879 | \$6,065 | WARREN, LARRY D | TC-APPRAISER IV, EQUALIZATION | TAX COMMISSION |
| 344 | 21,877 | \$6,015 | RAINEY, DANIEL G | ENVIR III, PUBLIC HEALTH | HEALTH BOARD |
| 345 | 21,845 | \$6,059 | JACKSON, JOHN R | DBCF-FIELD SUPERVISING EXMNR | BANKING & CONSUMER FINANCE DEPARTMENT |
| 346 | 21,839 | \$6,012 | PRESTWOOD, HOWARD W | TC-REVENUE SPECIAL AGENT | TAX COMMISSION |
| 347 | 21,790 | \$5,924 | JOHNSON, WILLIS H SR | DOT-RIGHT OF WAY AGENT SENIOR | MS DEPT OF TRANSPORTATION |
| 348 | 21,786 | \$5,908 | WATTS, RONNIE D | EQUIPMENT OPER-MAT HNDLG EQUIP | MS DEPT OF TRANSPORTATION |
| 349 | 21,785 | \$5,984 | LEVERETTE, MARGARET B | NURSE III | SP* HEALTH, STATE BOARD OF |
| 350 | 21,772 | \$5,903 | HUGHES, LESLEY W | EQUIPMENT OPER-HEAVY MACHINERY | MS DEPT OF TRANSPORTATION |
| 351 | 21,756 | \$6,005 | FOOTE, EVELYN V | DH-MEDICAL AIDE | SP* HEALTH, STATE BOARD OF |
| 352 | 21,723 | \$5,973 | GRIST, ANTHONY A | TC-REVENUE OFFICER II | TAX COMMISSION |
| 353 | 21,711 | \$6,034 | BARLOW, RONALD H | AUD DEPT-AUDITING ACCT, SR | AUDIT DEPARTMENT |
| 354 | 21,709 | \$5,969 | WILSON, THOMAS E JR | AUD DEPT- INVESTIGATOR | AUDIT DEPARTMENT |
| 355 | 21,683 | \$5,889 | EARNEST, ESTHER | NURSE I | HEALTH BOARD |
| 356 | 21,677 | \$5,817 | HOLMES, JAMES L | DOT-RIGHT OF WAY AGENT SENIOR | MS DEPT OF TRANSPORTATION |
| 357 | 21,647 | \$6,015 | HUNT, JUANITA L | DH-MEDICAL AIDE | SP* HEALTH, STATE BOARD OF |
| 358 | 21,643 | \$6,207 | SEAWRIGHT, RITA B | NURSE I | HEALTH BOARD |
| 359 | 21,634 | \$6,212 | GRIST, DON | | DFA-CENTRALLY ADMINISTERED ACCOUNTING |
| 360 | 21,618 | \$5,818 | COBB, WILLIAM S | DOT-ENGINEER IV | MS DEPT OF TRANSPORTATION |
| 361 | 21,594 | \$5,966 | BROOKS, THOMAS N JR | APP OFCL-PUBLIC CONTRACTORS BD | PUBLIC CONTRACTORS BOARD |
| 362 | 21,527 | \$5,967 | DOGGETT, CAROLYN S | NURSE III | SP* HEALTH, STATE BOARD OF |
| 363 | 21,501 | \$5,886 | QUARLES, LYDIA | WORKERS' COMP COMM-ADMIN JUDGE | WORKERS' COMPENSATION COMMISSION |
| 364 | 21,485 | \$5,888 | SMITH, HOMER E | ENVIR HLTH DIST SUPERVISOR | HEALTH BOARD |
| 365 | 21,468 | \$5,898 | BOTELER, HAROLD | TC-REVENUE SPECIAL AGENT | TAX COMMISSION |
| 366 | 21,463 | \$5,887 | SALMON, SARAH E | DHS-SOCIAL WORKER ADVANCED | OFFICE OF SOCIAL SERVICES |
| 367 | 21,447 | \$5,964 | ALLEN, DOROTHY J | DH-MEDICAL AIDE | HEALTH BOARD |
| 368 | 21,445 | \$5,846 | GRUDZINSKAS, ISABEL H | NURSE III | HEALTH BOARD |
| 369 | 21,409 | \$5,905 | MICHELLETTI, LISA M | AUD DEPT-AUDITING ACCT, SUPV SR | AUDIT DEPARTMENT |
| 370 | 21,391 | \$5,558 | BYRD, JOHN K | ENGINEERING AIDE III | MS DEPT OF TRANSPORTATION |
| 371 | 21,388 | \$5,943 | BOWMAN, ROBERT J | BRANCH DIRECTOR I | AGRICULTURE & COMMERCE DEPARTMENT |
| 372 | 21,369 | \$5,907 | COX, LYNN T | NURSE III | HEALTH BOARD |
| 373 | 21,366 | \$5,965 | WELCH, STANLEY R | ENVIR HLTH PROGRAM SPECIALIST | HEALTH BOARD |
| 374 | 21,360 | \$5,847 | WOODHAM, JOHN P JR | AUD DEPT-AUDITING ACCT, SR | AUDIT DEPARTMENT |
| 375 | 21,335 | \$5,845 | STEPHANS, MELISANDE M | DOT-RIGHT OF WAY AGENT SENIOR | MS DEPT OF TRANSPORTATION |
| 376 | 21,313 | \$5,861 | PETERSON, BRENDA L | DHS-SOCIAL WORKER | OFFICE OF SOCIAL SERVICES |
| 377 | 21,310 | \$5,892 | LONG, JANIE | NURSE I | SP* HEALTH, STATE BOARD OF |
| 378 | 21,296 | \$5,864 | CHANDLER, WANDA C | PROPERTY OFFICER II | AUDIT DEPARTMENT |

APPENDIX A
Fiscal Year 1995 Private Vehicle Mileage Reimbursements To Officials and Employees In "High-Mileage" Group
(Ranked By Number of Reimbursed Miles)

| Rank | Reimbursed Miles | Reimbursed Dollars* | Employee Name | Employee Title | Agency |
|------|---------------------|------------------------|------------------------|--------------------------------|---|
| 379 | 21,251 | \$5,717 | HEFLIN, JEPHRE | PUB CONTRAC BD-FIELD REP | PUBLIC CONTRACTORS BOARD |
| 380 | 21,242 | \$5,823 | BROOME, DARRELL L | DOT-ENGINEER III | MS DEPT OF TRANSPORTATION |
| 381 | 21,229 | \$5,820 | HILDERBRAND, JON A | HEALTH FAC SURVEYOR II | SP* HEALTH, STATE BOARD OF |
| 382 | 21,201 | \$5,849 | NICHOLSON, CHARLOTTE A | DBCF-BANK EXAMINER III | BANKING & CONSUMER FINANCE DEPARTMENT |
| 383 | 21,184 | \$5,825 | BRENTS, REBECCA C | TC-TAX AUDITOR/ACCOUNTANT III | TAX COMMISSION |
| 384 | 21,166 | \$5,598 | MCCRANEY, JAMES | DOT-DISTRICT PERMIT INSPECTOR | MS DEPT OF TRANSPORTATION |
| 385 | 21,158 | \$5,801 | LUMPKIN, LESLIE C | PROJECTS OFFICER IV,SPECIAL | DIVISION OF SUPPORT SERVICES |
| 386 | 21,150 | \$5,809 | ROBERTS, JAMES L | SUPREME COURT, JUSTICE | SUPREME COURT |
| 387 | 21,137 | \$5,797 | DRY, DAVID M | FIRE MARSHAL I,DEPUTY | INSURANCE DEPARTMENT |
| 388 | 21,127 | \$5,791 | IVY, MICHAEL E | FIRE MARSHAL II,DEPUTY | INSURANCE DEPARTMENT |
| 389 | 21,121 | \$5,549 | MANOR, ROBERT A | ENGINEERING TECHNICIAN CERT SR | MS DEPT OF TRANSPORTATION |
| 390 | 21,083 | \$5,789 | LUCKETT, MICHAEL A | DIVISION DIRECTOR I | VETERANS AFFAIRS BOARD |
| 391 | 21,057 | \$5,911 | WATKINS, JOHNNY W | AG-PUB INTEGRITY INVESTIGATOR | SP*ATTY GEN-CONSUMER PRO MEDICAID FRAUD |
| 392 | 21,027 | \$5,873 | CARTER, CAROLYN K | AUD DEPT-AUDITING ACCT,SR | AUDIT DEPARTMENT |
| 393 | 21,021 | \$5,771 | BUTTS, JAMES | DPW-INTERNAL AUD SUPERVISOR | DIVISION OF SUPPORT SERVICES |
| 394 | 21,011 | \$5,850 | ODOM, WILLIAM N | TC-APPRAISER III,EQUALIZATION | TAX COMMISSION |
| 395 | 20,993 | \$5,551 | SHELTON, RICHARD D | AUD DEPT-AUDITING ACCT,SR | AUDIT DEPARTMENT |
| 396 | 20,992 | \$5,882 | BLALOCK, SARA D | NUTRITIONIST SENIOR | SP* HEALTH, STATE BOARD OF |
| 397 | 20,980 | \$5,869 | THOMPSON, MAURICE | RB-INSTRUCTOR I | DIV OF VOC REHAB FOR THE BLIND |
| 398 | 20,970 | \$5,790 | HINDS, JUANITA | TC-REVENUE OFFICER III | TAX COMMISSION |
| 399 | 20,941 | \$6,076 | DAVIS, DANIEL L | DISEASE INTERVENTION SPEC SR | SP* HEALTH, STATE BOARD OF |
| 400 | 20,896 | \$5,728 | PEVEY, N G | EDUCATION SPECIALIST,SENIOR | ED DEPT-CONSOLIDATED EDUCATION PROGRAMS |
| 401 | 20,870 | \$5,735 | GALLION, JOE | DISEASE INTERVENTION SPEC SR | HEALTH BOARD |
| 402 | 20,846 | \$5,753 | WHITE, BYRON L | DPW-QUALITY ASSUR EVAL, SR | OFFICE OF ECONOMIC ASSISTANCE |
| 403 | 20,843 | \$5,765 | DUNCAN, CLAUDIA W | DOT-ROW AGENT ADV | MS DEPT OF TRANSPORTATION |
| 404 | 20,834 | \$5,730 | UNDERWOOD, P W | INVESTIGATOR II | PUBLIC SERVICE COMMISSION |
| 405 | 20,791 | \$5,788 | STURGEON, ALONZO | OFFICE OF TORT CLAIMS | |
| 406 | 20,772 | \$5,661 | CLARK, FRANCINE | DH-MEDICAL AIDE | SP* HEALTH, STATE BOARD OF |
| 407 | 20,760 | \$5,534 | SMITH, HAROLD E | EQUIPMENT OPER-LIGHT VEHICLES | MS DEPT OF TRANSPORTATION |
| 408 | 20,720 | \$5,681 | RIMMER, DORA S | DH-MEDICAL AIDE | HEALTH BOARD |
| | <u>10,897,894</u> | <u>\$2,993,950</u> | TOTALS | | |

SOURCE: Department of Finance and Administration.

Appendix B
Major Purposes of Travel and Estimated Percent of Travel Attributable to that Purpose
For "High-Mileage" Drivers Only

| AGENCY | Employee Name | Position Title | Miles Traveled | Provide direct services to clients (%) | Audit a local, state, or private entity (%) | Monitor or inspect within own agency (%) | Monitor or inspect the work of contractors (%) | Monitor or inspect (other) (%) | Plan new programs or services (%) | Improve Existing Programs or Services (%) | Other (If More Than 25%, Describe on Separate Sheet) (%) | TOTAL (100%) |
|---|-------------------|--------------------------------|----------------|--|---|--|--|--------------------------------|-----------------------------------|---|--|--------------|
| AGRIBUSINESS COUNCIL | | | | | | | | | | | | |
| | HEINDL, FRED J | | 28,537 | 10% | | | 5% | 3% | 42% | 40% | | 100% |
| AGRICULTURE & COMMERCE DEPARTMENT | | | | | | | | | | | | |
| | ARLINE, R E | VETERINARIAN | 28,258 | 10% | | 90% | | | | | | 100% |
| | BOWMAN, ROBERT J | BRANCH DIRECTOR I | 21,388 | 50% | | 25% | | | 10% | 15% | | 100% |
| | BOYD, LARRY D | PROJECTS OFFICER IV,SPECIAL | 37,149 | | | 90% | | | 10% | | | 100% |
| | CLARK, REGINA | INSP CONSUMER PROTECTION I | 27,569 | 50% | | | | 50% | | | | 100% |
| | PAGE, MARVIN E | INSP MEAT AND POULTRY SUPV | 39,434 | 10% | | 10% | | 80% | | | | 100% |
| AGRICULTURE & COMMERCE-GRAIN DIVISION | | | | | | | | | | | | |
| | WHATLEY, DAVE | GRAIN WEIGHER I | 22,663 | 100% | | | | | | | | 100% |
| AGRICULTURE & COMMERCE-ANIMAL HEALTH BD. | | | | | | | | | | | | |
| | HARDY, BOBBY H | INSP LIVESTOCK II | 27,210 | | | | | 100% | | | | 100% |
| ATTORNEY GENERAL | | | | | | | | | | | | |
| | CRIBB, ROGER | AG-PUB INTEG INVESTIGATOR TR | 23,524 | | | | | 100% | | | | 100% |
| | EAST, WILLIAM | AG-DIR, PUB INTEGRITY INVESTIG | 27,518 | | | | | 100% | | | | 100% |
| | RITCHEY, JON K | AG-PUB INTEG INVESTIGATOR TR | 22,818 | | | | | 100% | | | | 100% |
| ATTY GEN-CONSUMER PRO MEDICAID FRAUD (SP*) | | | | | | | | | | | | |
| | WATKINS, JOHNNY W | AG-PUB INTEGRITY INVESTIGATOR | 21,057 | | | | | 100% | | | | 100% |

Appendix B
Major Purposes of Travel and Estimated Percent of Travel Attributable to that Purpose
For "High-Mileage" Drivers Only

| AGENCY | Employee Name | Position Title | Miles Traveled | Provide direct services to clients (%) | Audit a local, state, or private entity (%) | Monitor or inspect within own agency (%) | Monitor or inspect the work of contractors (%) | Monitor or inspect (other) (%) | Plan new programs or services (%) | Improve Existing Programs or Services (%) | Other (If More Than 25%, Describe on Separate Sheet) (%) | TOTAL (100%) |
|-------------------------|--------------------------|--------------------------------|----------------|--|---|--|--|--------------------------------|-----------------------------------|---|--|--------------|
| AUDIT DEPARTMENT | | | | | | | | | | | | |
| | AINSWORTH, KIMBERLY J | AUD DEPT-AUDITING ACCT,SR | 26,109 | | 99% | | | | | | 1% | 100% |
| | ANTOINE, DONALD G JR | AUD DEPT-AUDITING ACCT,SR | 22,865 | | 95% | | | | | 5% | | 100% |
| | ARNOLD, THOMAS L | AUD DEPT-AUDITING ACCT,SUPV SR | 47,088 | | | 90% | | | 5% | 5% | | 100% |
| | ASHMORE, DOUGLAS W | AUD DEPT-AUDITING ACCT,SR | 22,298 | | 95% | | | | 5% | | | 100% |
| | BALLARD, WILLIAM B | AUD DEPT-AUDITING ACCT,SUPV SR | 27,813 | | 95% | | | | | | 5% | 100% |
| | BANKS, JOEL D | AUD DEPT-DIR, INVES AUDIT DIV | 25,203 | 100% | | | | | | | | 100% |
| | BARLOW, RONALD H | AUD DEPT-AUDITING ACCT,SR | 21,711 | | 99% | | | | | | 1% | 100% |
| | BRYAN, HARRIS L | AUD DEPT-INVESITGATOR | 27,349 | 100% | | | | | | | | 100% |
| | BURDEN, BRADLEY D | AUD DEPT-AUDITING ACCT,SUPV SR | 27,601 | | 98% | | | | | | 2% | 100% |
| | BURKETT, CATHY C | AUD DEPT-AUDITING ACCT,SR | 28,520 | | 95% | | | | | 5% | | 100% |
| | BURNHAM, THOMAS L | PROPERTY OFFICER II | 30,900 | | 98% | | | | | | 2% | 100% |
| | BYRD, MYRA L | AUD DEPT-AUDITING ACCT,SR | 26,202 | | 95% | | | | | 5% | | 100% |
| | CARTER, CAROLYN K | AUD DEPT-AUDITING ACCT,SR | 21,027 | | 98% | | | | | | 2% | 100% |
| | CHANCE, DARRELL G | AUD DEPT-AUDITING ACCT,SR | 21,944 | | 95% | | | | | 5% | | 100% |
| | CHANDLER, WANDA C | PROPERTY OFFICER II | 21,296 | | 98% | | | | | | 2% | 100% |
| | CHENOWETH, KATHRYN M | AUD DEPT-AUDITING ACCT,SR | 28,375 | | 98% | | | | | | 2% | 100% |
| | DARDEN, HARVEY | PROPERTY OFFICER I | 37,540 | 100% | | | | | | | | 100% |
| | DENDY, PATRICK S | AUD DEPT-AUDITING ACCT,SR | 25,910 | 100% | | | | | | | | 100% |
| | DIXON, JAMES C | AUD DEPT-CHIEF INVESTIGATOR | 24,869 | 100% | | | | | | | | 100% |
| | EASTERWOOD, ALLYSON G | AUD DEPT-AUDITING ACCT,SR | 26,611 | | 99% | | | | | | 1% | 100% |
| | ELLZEY, WAYNE E | AUD DEPT-AUDITING ACCT,SR | 25,935 | | 95% | | | | | 5% | | 100% |
| | EVANS, BARBARA K | AUD DEPT-AUDITING ACCT,SR | 30,746 | | 95% | | | | | 5% | | 100% |
| | GARRETT, JANICE F | AUD DEPT-AUDITING ACCT,SR | 23,570 | | 95% | | | | | 5% | | 100% |
| | GILBERT, WILLIAM L | PROPERTY OFFICER II | 60,365 | | 95% | | | | | | 5% | 100% |
| | GOODMAN, NELL S | PROPERTY OFFICER III | 28,447 | | 96% | | | | | | 4% | 100% |
| | GREEN, TONY M | AUD DEPT-AUDITING ACCT,SUPV SR | 32,443 | | | 90% | | | 5% | 5% | | 100% |
| | HALLIWELL, CHRISTOPHER T | AUD DEPT-AUDITING ACCT,SR | 30,243 | | 99% | | | | | | 1% | 100% |
| | HANCOCK, DOUGLAS O | AUD DEPT-AUDITING ACCT,SR | 25,530 | | 99% | | | | | | 1% | 100% |
| | HANNA, WILLIAM | AUD DEPT-AUDITING ACCT,SUPV SR | 44,853 | | 98% | | | | | | 2% | 100% |

Appendix B
Major Purposes of Travel and Estimated Percent of Travel Attributable to that Purpose
For "High-Mileage" Drivers Only

| AGENCY | Employee Name | Position Title | Miles Traveled | Provide direct services to clients (%) | Audit a local, state, or private entity (%) | Monitor or inspect within own agency (%) | Monitor or inspect the work of contractors (%) | Monitor or inspect (other) (%) | Plan new programs or services (%) | Improve Existing Programs or Services (%) | Other (If More Than 25%, Describe on Separate Sheet) (%) | TOTAL (100%) |
|--------|-------------------------|--------------------------------|----------------|--|---|--|--|--------------------------------|-----------------------------------|---|--|--------------|
| | HARALSON, BRENDA J | AUD DEPT-AUDITING ACCT,SR | 31,058 | | 95% | | | | | 5% | | 100% |
| | HARDIN, J L | AUD DEPT-AUDITING ACCT,SUPV SR | 31,190 | 100% | | | | | | | | 100% |
| | HOLLINGSWORTH, DAVID | AUD DEPT-AUDITING ACCT,SR | 24,753 | 100% | | | | | | | | 100% |
| | HOOPER, ADELE J | PROPERTY OFFICER I | 26,401 | | 98% | | | | | | 2% | 100% |
| | HORTON, FINLEY H | AUD DEPT-AUDITING ACCT,SR | 23,980 | | 95% | | | | | 5% | | 100% |
| | JOHNSON, LEWIS W | AUD DEPT-INVESITGATOR | 25,983 | 100% | | | | | | | | 100% |
| | JOHNSON, TERRY O | AUD DEPT-AUDITING ACCT,SUPV SR | 29,674 | | | 90% | | | 5% | 5% | | 100% |
| | JONES, CECIL H | AUD DEPT-INVESITGATOR | 23,639 | 100% | | | | | | | | 100% |
| | JONES, GREGORY E | AUD DEPT-AUDITING ACCT,SR | 26,466 | | 95% | | | | | 5% | | 100% |
| | LAUDERDALE, SANDRA R | AUD DEPT-AUDITING ACCT,SR | 23,274 | | 95% | | | | | 5% | | 100% |
| | MCFADDEN, CARL D | AUD DEPT-AUDITING ACCT,SR | 23,315 | | 98% | | | | | | 2% | 100% |
| | MCGARR, TAMMIE E | AUD DEPT-AUDITING ACCT,ASST | 24,819 | | 95% | | | | | 5% | | 100% |
| | MICHELETTI, LISA M | AUD DEPT-AUDITING ACCT,SUPV SR | 21,409 | | | 90% | | | 5% | 5% | | 100% |
| | MORRIS, ANDY L | EXECUTIVE ASSISTANT II | 30,747 | 35% | 25% | | | | | 40% | | 100% |
| | NASH, DONALD C | PROPERTY OFFICER I | 22,874 | | 98% | | | | | | 2% | 100% |
| | NORRIS, JAMES B | AUD DEPT-AUDITING ACCT,SR | 25,575 | 100% | | | | | | | | 100% |
| | OSBEY, WILLIE L | AUD DEPT-AUDITING ACCT,SR | 26,921 | | 95% | | | | | 5% | | 100% |
| | PARSON, JAMES N | AUD DEPT-AUDITING ACCT,SR | 23,590 | | 95% | | | | | 5% | | 100% |
| | REEVES, LINDA C | AUD DEPT-AUDITING ACCT,SR | 22,664 | | 98% | | | | | | 2% | 100% |
| | RICHARD, ROBERT M | AUD DEPT-AUDITING ACCT,SUPV SR | 33,300 | | 95% | | | | | | 5% | 100% |
| | ROBINETTE, CHARLES H JR | AUD DEPT-AUDITING ACCT,SUPV SR | 33,467 | 100% | | | | | | | | 100% |
| | ROBINSON, CLINT | PROPERTY OFFICER II | 30,447 | | 98% | | | | | | 2% | 100% |
| | ROSS, LESLIE M | AUD DEPT-AUDITING ACCT,SUPV SR | 31,887 | | | 90% | | | 5% | 5% | | 100% |
| | SHELTON, RICHARD D | AUD DEPT-AUDITING ACCT,SR | 20,993 | | 95% | | | | | 5% | | 100% |
| | SHERARD, GILBERT D | | 24,801 | | 98% | | | | | | 2% | 100% |
| | SMITH, SAM E JR | | 27,003 | | 98% | | | | | | 2% | 100% |
| | SPEIGHTS, JOSEPH S | AUD DEPT-AUDITING ACCT,SR | 24,754 | | 95% | | | | | 5% | | 100% |
| | VOYLES, GARY | AUD DEPT-AUDITING ACCT,SR | 31,099 | | 95% | | | | | 5% | | 100% |
| | WEBSTER, LORETTA J | AUD DEPT-AUDITING ACCT,SR | 36,860 | | 98% | | | | | | 2% | 100% |
| | WEESS, THOMAS V | | 31,663 | | 95% | | | | | 5% | | 100% |

Appendix B
Major Purposes of Travel and Estimated Percent of Travel Attributable to that Purpose
For "High-Mileage" Drivers Only

| AGENCY | Employee Name | Position Title | Miles Traveled | Provide direct services to clients (%) | Audit a local, state, or private entity (%) | Monitor or inspect within own agency (%) | Monitor or inspect the work of contractors (%) | Monitor or inspect (other) (%) | Plan new programs or services (%) | Improve Existing Programs or Services (%) | Other (If More Than 25%, Describe on Separate Sheet) (%) | TOTAL (100%) |
|--|------------------------|-------------------------------|----------------|--|---|--|--|--------------------------------|-----------------------------------|---|--|--------------|
| | WILSON, THOMAS E JR | AUD DEPT-INVESTIGATOR | 21,709 | 100% | | | | | | | | 100% |
| | WOMACK, JAMES S | AUD DEPT-CHIEF INVESTIGATOR | 25,721 | 100% | | | | | | | | 100% |
| | WOODHAM, JOHN P JR | AUD DEPT-AUDITING ACCT,SR | 21,360 | | 95% | | | | | 5% | | 100% |
| | WOODS, ROBERT R | AUD DEPT-INVESTIGATOR | 33,159 | 100% | | | | | | | | 100% |
| | YOUNG, WILLIAM JR | AUD DEPT-AUDITING ACCT,SR | 32,290 | | 98% | | | | | | 2% | 100% |
| | ZEAGLER, RODNEY D | DP-TECHNICAL SPEC V | 41,822 | | 99% | | | | | | 1% | 100% |
| | | | | | | | | | | | | |
| BANKING & CONSUMER FINANCE DEPARTMENT | | | | | | | | | | | | |
| | BAILEY, RONALD L | DBCF-BANK EXAMINER III | 26,333 | | 100% | | | | | | | 100% |
| | CUNNINGHAM, STANLEY W | DBCF-BANK EXAMINER III | 24,460 | | 100% | | | | | | | 100% |
| | DODGEN, TERRY | DBCF-BANK EXAMINER III | 23,002 | | 100% | | | | | | | 100% |
| | FORD, NEWTON E | DBCF-FIELD SUPERVISING EXMNR | 27,606 | | 100% | | | | | | | 100% |
| | HARRISON, JAMES R | DBCF-SMALL LOAN EXAMINER III | 28,404 | | 100% | | | | | | | 100% |
| | HUBBARD, JAMES S | DBCF-BANK EXAMINER II | 23,113 | | 100% | | | | | | | 100% |
| | JACKSON, JOHN R | DBCF-FIELD SUPERVISING EXMNR | 21,845 | | 100% | | | | | | | 100% |
| | LEAVELL, KARMALEA B | DBCF-BANK EXAMINER II | 30,231 | | 100% | | | | | | | 100% |
| | LION, PAUL T | DBCF-BANK EXAMINER II | 24,592 | | 100% | | | | | | | 100% |
| | NICHOLSON, CHARLOTTE A | DBCF-BANK EXAMINER III | 21,201 | | 100% | | | | | | | 100% |
| | PAIGE, F LORANN | DBCF-BANK EXAMINER I | 27,869 | | 100% | | | | | | | 100% |
| | RAY, JERRY W | DBCF-FIELD SUPERVISING EXMNR | 30,156 | | 100% | | | | | | | 100% |
| | SHELTON, STEPHEN N | DBCF-BANK EXAMINER I | 23,879 | | 100% | | | | | | | 100% |
| | TEW, TRACI R | DBCF-BANK EXAMINER I | 22,488 | | 100% | | | | | | | 100% |
| | | | | | | | | | | | | |
| BANKING & CONSUMER FINANCE-CONSUMER FINANCE | | | | | | | | | | | | |
| | HARMON, HAYWARD | DBCF-SMALL LOAN EXAMINER III | 21,905 | | 100% | | | | | | | 100% |
| | PENDER, MARTY JR | DBCF-SMALL LOAN EXAMINER II | 25,316 | | 100% | | | | | | | 100% |
| | | | | | | | | | | | | |
| CORRECTIONS DEPT - COMM SERV REVOLVING (SP*) | | | | | | | | | | | | |
| | PANNELL, JERRELL T | ALCOHOL/DRUG COUNSELOR,PRISON | 23,696 | | 100% | | | | | | | 100% |
| | | | | | | | | | | | | |

Appendix B
Major Purposes of Travel and Estimated Percent of Travel Attributable to that Purpose
For "High-Mileage" Drivers Only

| AGENCY | Employee Name | Position Title | Miles Traveled | Provide direct services to clients (%) | Audit a local, state, or private entity (%) | Monitor or inspect within own agency (%) | Monitor or inspect the work of contractors (%) | Monitor or inspect (other) (%) | Plan new programs or services (%) | Improve Existing Programs or Services (%) | Other (If More Than 25%, Describe on Separate Sheet) (%) | TOTAL (100%) |
|--|-------------------|--------------------------------|----------------|--|---|--|--|--------------------------------|-----------------------------------|---|--|--------------|
| COSMETOLOGY BOARD | | | | | | | | | | | | |
| | ALLEN, FLORAL D | BEAUTY/BARBER INSPECTOR | 32,773 | | | | | 100% | | | | 100% |
| | RAY, EVA | BEAUTY/BARBER INSPECTOR | 25,131 | | | | | 100% | | | | 100% |
| | THOMPSON, JOYCE | BEAUTY/BARBER INSPECTOR | 28,058 | | | | | 100% | | | | 100% |
| DECD - DIVISION OF ECONOMIC DEVELOPMENT | | | | | | | | | | | | |
| | AGNEW, SAMUEL F | DECD-ASSO MGR INT CMTY ANA | 22,045 | 90% | | | | | 5% | | 5% | 100% |
| | MILLS, HUBERT | DECD-ASSOC MGR SR REG OFF | 33,359 | 90% | | | | | 5% | | 5% | 100% |
| | MOBLEY, WILLIAM | DECD-ASSOC MGR SR BUS ASST | 31,241 | 79% | | | | | 5% | | 16% | 100% |
| | TUCKER, DANIEL L | DECD-MGR FINANCE | 35,451 | 100% | | | | | | | | 100% |
| | YOUNG, LARRY A | DECD-ASSOC MGR SR BUS ASST | 22,925 | 76% | | | | | 7% | | 17% | 100% |
| DFA - FINANCE AND ADMINISTRATION | | | | | | | | | | | | |
| | HORAN, MARK KEVIN | | 25,512 | 100% | | | | | | | | 100% |
| | REED, BOBBY A | | 25,386 | 100% | | | | | | | | 100% |
| | SMITH, JIM | | 23,362 | 100% | | | | | | | | 100% |
| | SONES, KATHY D | | 22,655 | 100% | | | | | | | | 100% |
| | STURGEON, ALONZO | | 20,791 | 100% | | | | | | | | 100% |
| DFA - OFFICE OF FISCAL MANAGEMENT | | | | | | | | | | | | |
| | GORDON, DONALD L | GS-BUILDING INSPECTOR | 30,698 | | | | 100% | | | | | 100% |
| DHS - DIVISION OF SUPPORT SERVICES | | | | | | | | | | | | |
| | BROWN, JOE N | DHS-PROGRAM ADMOR SR | 24,221 | | | 65% | | 20% | | | 15% | 100% |
| | BUTTS, JAMES | DPW-INTERNAL AUD SUPERVISOR | 21,021 | | 100% | | | | | | | 100% |
| | LUMPKIN, LESLIE C | PROJECTS OFFICER IV,SPECIAL | 21,158 | 100% | | | | | | | | 100% |
| | REGAN, ERNEST JR | ACCOUNTANT/AUDITOR I | 26,849 | | 92% | | 8% | | | | | 100% |
| | SIBLEY, ELIZABETH | DPW-INTERNAL AUD SPECIALIST | 22,731 | | 100% | | | | | | | 100% |
| | WEEKS, PERVIE L | DPW-WELFARE INVESTIGATOR,CHIEF | 22,770 | | | 40% | | 60% | | | | 100% |

Appendix B
Major Purposes of Travel and Estimated Percent of Travel Attributable to that Purpose
For "High-Mileage" Drivers Only

| AGENCY | Employee Name | Position Title | Miles Traveled | Provide direct services to clients (%) | Audit a local, state, or private entity (%) | Monitor or inspect within own agency (%) | Monitor or inspect the work of contractors (%) | Monitor or inspect (other) (%) | Plan new programs or services (%) | Improve Existing Programs or Services (%) | Other (If More Than 25%, Describe on Separate Sheet) (%) | TOTAL (100%) |
|---|----------------------|-------------------------------|----------------|--|---|--|--|--------------------------------|-----------------------------------|---|--|--------------|
| DHS - CHILD SUPPORT | | | | | | | | | | | | |
| | BLEDSON, LARRY | DHS-PROGRAM ADMOR SR | 23,242 | 5% | | | 40% | | 25% | 30% | | 100% |
| | SIMS, RONALD D | DPW-PROGRAM AUDIT ANALYST | 40,019 | | | | | | | 100% | | 100% |
| | SKINNER, JEFF | ATTORNEY, SENIOR | 30,536 | 70% | | 20% | | | | 10% | | 100% |
| | TUCKER, MARY A | DHS-PROGRAM ADMOR SR | 22,914 | | | 50% | | | | 25% | 25% | 100% |
| DHS - OFFICE OF ECONOMIC ASSISTANCE | | | | | | | | | | | | |
| | CRAWFORD, PEGGY J | DHS-PROGRAM SPECIALIST | 26,363 | 10% | | 25% | | | 25% | 40% | | 100% |
| | TURBEVILLE, GEORGE W | DHS-ECONOMIC ASSTANCE REG DIR | 29,674 | | | 50% | | | 25% | 25% | | 100% |
| | WHITE, BYRON L | DPW-QUALITY ASSUR EVAL, SR | 20,846 | | | 80% | | | | | 20% | 100% |
| | WHITE, RHONDA G | DHS-PROGRAM SPECIALIST | 33,880 | 10% | | 25% | | | 25% | 40% | | 100% |
| | WILSON, MATTIE B | DHS-ECONOMIC ASSTANCE REG DIR | 23,214 | | | 50% | | | 25% | 25% | | 100% |
| DHS - OFFICE OF ECONOMIC ASSISTANCE (SP*) | | | | | | | | | | | | |
| | KRISS, ELIZABETH H | DHS-ELIGIBILITY WORKER II | 25,701 | | | | | 100% | | | | 100% |
| DHS - OFFICE OF SOCIAL SERVICES | | | | | | | | | | | | |
| | BARNETT, CLAYTON | DHS-SOCIAL SERV REGIONAL DIR | 22,949 | 10% | 2% | 36% | 2% | | 10% | 15% | 25% | 100% |
| | BROWN, DEBORAH | SOCIAL WORKER AIDE | 22,993 | 100% | | | | | | | | 100% |
| | GOUGUET, MARILYN | DHS-SOCIAL WORKER ADVANCED | 23,235 | 100% | | | | | | | | 100% |
| | HAMRICK, ROBERT A | DHS-SOCIAL WORKER ADVANCED | 25,175 | | | 100% | | | | | | 100% |
| | HOWARD, PAUL D | DHS-SOCIAL WORKER ADVANCED | 27,105 | 100% | | | | | | | | 100% |
| | MIMS, TRACY T | DHS-SOCIAL WORKER ADVANCED | 34,972 | 20% | | 80% | | | | | | 100% |
| | NEWTON, GLEN A | DHS-SOCIAL WORKER ADVANCED | 24,670 | | | 100% | | | | | | 100% |
| | PAYNE, GLADYS W | DHS-HOMEMAKER | 23,677 | 100% | | | | | | | | 100% |
| | PETERSON, BRENDA L | DHS-SOCIAL WORKER | 21,313 | 100% | | | | | | | | 100% |
| | SALMON, SARAH E | DHS-SOCIAL WORKER ADVANCED | 21,463 | | | 100% | | | | | | 100% |
| | SHELTON, MARGARET I | DHS-SOCIAL WORKER ADVANCED | 22,322 | 100% | | | | | | | | 100% |

Appendix B
Major Purposes of Travel and Estimated Percent of Travel Attributable to that Purpose
For "High-Mileage" Drivers Only

| AGENCY | Employee Name | Position Title | Miles Traveled | Provide direct services to clients (%) | Audit a local, state, or private entity (%) | Monitor or inspect within own agency (%) | Monitor or inspect the work of contractors (%) | Monitor or inspect (other) (%) | Plan new programs or services (%) | Improve Existing Programs or Services (%) | Other (If More Than 25%, Describe on Separate Sheet) (%) | TOTAL (100%) |
|--|-------------------|-------------------------------|----------------|--|---|--|--|--------------------------------|-----------------------------------|---|--|--------------|
| DHS - OFFICE OF YOUTH SERVICES | | | | | | | | | | | | |
| | MCCALOP, LARRY D | YOUTH SERV COUNSELOR,REG SUPV | 23,977 | 100% | | | | | | | | 100% |
| | | | | | | | | | | | | |
| DRS - DIV OF VOC REHAB FOR THE BLIND | | | | | | | | | | | | |
| | GULLICK, RABON | RB-BUS ENTERPRISE COUNSELOR | 35,950 | 100% | | | | | | | | 100% |
| | THOMPSON, MAURICE | RB-INSTRUCTOR I | 20,980 | 100% | | | | | | | | 100% |
| | | | | | | | | | | | | |
| EDUCATION DEPT- CONSOLIDATED EDUCATION PROGRAMS | | | | | | | | | | | | |
| | MILLS, D H | REGIONAL SERVICE OFFICER | 27,329 | 100% | | | | | | | | 100% |
| | PEVEY, N G | EDUCATION SPECIALIST,SENIOR | 20,896 | 100% | | | | | | | | 100% |
| | | | | | | | | | | | | |
| EDUCATION DEPARTMENT | | | | | | | | | | | | |
| | MCLEOD, RAYBURN W | | 22,520 | 100% | | | | | | | | 100% |
| | | | | | | | | | | | | |
| EDUCATION DEPT- BLIND AND DEAF SCHOOLS | | | | | | | | | | | | |
| | DEAR, THEODORE JR | V/H IMPMT COUNSELOR III | 52,215 | 100% | | | | | | | | 100% |
| | | | | | | | | | | | | |
| ETHICS COMMISSION | | | | | | | | | | | | |
| | JACKSON, JIMMIE | | 23,108 | | | | | 100% | | | | 100% |
| | | | | | | | | | | | | |

Appendix B
Major Purposes of Travel and Estimated Percent of Travel Attributable to that Purpose
For "High-Mileage" Drivers Only

| AGENCY | Employee Name | Position Title | Miles Traveled | Provide direct services to clients (%) | Audit a local, state, or private entity (%) | Monitor or inspect within own agency (%) | Monitor or inspect the work of contractors (%) | Monitor or inspect (other) (%) | Plan new programs or services (%) | Improve Existing Programs or Services (%) | Other (If More Than 25%, Describe on Separate Sheet) (%) | TOTAL (100%) |
|-------------------------------|-----------------------|------------------------------|----------------|--|---|--|--|--------------------------------|-----------------------------------|---|--|--------------|
| HEALTH, STATE BOARD OF | | | | | | | | | | | | |
| | ALLEN, DOROTHY J | DH-MEDICAL AIDE | 21,447 | 100% | | | | | | | | 100% |
| | BROOKS, VERNICE J | DH-MEDICAL AIDE | 26,541 | 100% | | | | | | | | 100% |
| | BROWN, WILLIE | BRANCH DIRECTOR I | 23,765 | 90% | | 6% | | | 2% | 2% | | 100% |
| | CLAYTON, JENECE B | NURSE I | 25,746 | 100% | | | | | | | | 100% |
| | COTTON, ANDREW R | DISEASE INTERVENTION SPEC | 29,052 | 98% | | | | | | | 2% | 100% |
| | COTTON, ANDY R | HEALTH PROGRAM REP III | 24,076 | 5% | 10% | 83% | | | | | 2% | 100% |
| | COX, LYNN T | NURSE III | 21,369 | | | | | 90% | | | 10% | 100% |
| | CRAIG, JAMES H III | HEALTH PROGRAM REP III | 38,037 | | | | | 90% | | | 10% | 100% |
| | CROSS, OLIVIA W | DH-MEDICAL AIDE | 25,268 | 100% | | | | | | | | 100% |
| | DARBY, JOHNNIE G | NURSE III | 23,546 | | | | | 90% | | | 10% | 100% |
| | DETHLOFF, RICHARD L | HEALTH FAC SURVEYOR II | 22,152 | | | | | 90% | | | 10% | 100% |
| | EARNEST, ESTHER | NURSE I | 21,683 | 100% | | | | | | | | 100% |
| | EVANS, SHELIA M | NURSE III | 26,655 | | | | | 90% | | | 10% | 100% |
| | FRYERY, WILLIAM F | HEALTH PROGRAM SPECIALIST | 28,287 | 55% | | 30% | | 13% | | | 2% | 100% |
| | FUNCHESS, EMMA L | DH-MEDICAL AIDE | 24,926 | 100% | | | | | | | | 100% |
| | GALLION, JOE | DISEASE INTERVENTION SPEC SR | 20,870 | 98% | | | | | | | 2% | 100% |
| | GRAHAM, ANNIE M | NURSE III | 28,783 | | | | | 90% | | | 10% | 100% |
| | GRIFFIN, GWENDOLYN | DH-MEDICAL AIDE | 26,517 | 100% | | | | | | | | 100% |
| | GRISHAM, CYNTHIA F | DH-MEDICAL AIDE | 22,655 | 100% | | | | | | | | 100% |
| | GRUDZINSKAS, ISABEL H | NURSE III | 21,445 | | | | | 90% | | | 10% | 100% |
| | HARDIN, BETTY M | NURSE III | 26,428 | | | | | 90% | | | 10% | 100% |
| | HARRINGTON, BETSY W | NURSE I | 23,694 | 100% | | | | | | | | 100% |
| | HASTY, JOSEPH N | HEALTH PHYSICIST SENIOR | 23,068 | | | 2% | | 90% | | | 8% | 100% |
| | HENDERSON, SHIRLEY | DH-MEDICAL AIDE | 22,307 | 100% | | | | | | | | 100% |
| | HIGGENBOTTOM, KENNETH | DISEASE INTERVENTION SPEC SR | 23,070 | 98% | | | | | | | 2% | 100% |
| | HORTON, MARTHA | DH-MEDICAL AIDE | 22,752 | 100% | | | | | | | | 100% |
| | HUDNELL, RAYMOND S | ENVIR II,PUBLIC HEALTH | 23,683 | | | | | 95% | | | 5% | 100% |
| | JOHNS, FRANKIE A | NURSE III | 23,933 | | | | | 90% | | | 10% | 100% |
| | MADDOX, VICKEY | NURSE IV | 39,119 | | | 25% | | 50% | | | 25% | 100% |

Appendix B
Major Purposes of Travel and Estimated Percent of Travel Attributable to that Purpose
For "High-Mileage" Drivers Only

| AGENCY | Employee Name | Position Title | Miles Traveled | Provide direct services to clients (%) | Audit a local, state, or private entity (%) | Monitor or inspect within own agency (%) | Monitor or inspect the work of contractors (%) | Monitor or inspect (other) (%) | Plan new programs or services (%) | Improve Existing Programs or Services (%) | Other (If More Than 25%, Describe on Separate Sheet) (%) | TOTAL (100%) |
|--------|---------------------|--------------------------------|----------------|--|---|--|--|--------------------------------|-----------------------------------|---|--|--------------|
| | MARTIN, ANITA L | NURSE III | 23,660 | | | | | 90% | | | 10% | 100% |
| | MCEWEN, HENRY T | BOILER&PRES VESSEL INSP,CHIEF | 24,751 | | | | | 100% | | | | 100% |
| | MEGEHEE, JACOB H | DISEASE INTERVENTION SPEC TRNE | 32,910 | 98% | | | | | | | 2% | 100% |
| | MITCHELL, GARRETT W | DISEASE INTERVENTION SPEC SR | 26,803 | 98% | | | | | | | 2% | 100% |
| | MOORMAN, GARY L | ENVIR III,PUBLIC HEALTH | 24,541 | | | | | 95% | | 5% | | 100% |
| | MORGAN, HOYLE D | ENVIR HLTH PROGRAM SPECIALIST | 22,294 | | | 80% | | 10% | | 10% | | 100% |
| | PATE, LINDA F | HEALTH FAC SURVEYOR II | 23,528 | | | | | 90% | | 10% | | 100% |
| | PIPPIN, CHARLENE E | NURSE I | 22,346 | 100% | | | | | | | | 100% |
| | PLEW, JOHNNIE L | NURSE III | 24,983 | | | | | 90% | | 10% | | 100% |
| | POUNDS, PEARL H | DH-MEDICAL AIDE | 23,361 | 100% | | | | | | | | 100% |
| | RAINEY, DANIEL G | ENVIR III,PUBLIC HEALTH | 21,877 | | | | | 95% | | 5% | | 100% |
| | RAUSA, ALFIO | PHYSICIAN, SENIOR | 22,937 | 90% | | | | | | | 10% | 100% |
| | RICKS, CAROL | NURSE III | 28,055 | | | | | 90% | | | 10% | 100% |
| | RIMMER, DORA S | DH-MEDICAL AIDE | 20,720 | 100% | | | | | | | | 100% |
| | ROBERTS, CARL R | ENVIR III,PUBLIC HEALTH | 32,309 | | | | | 95% | | 5% | | 100% |
| | SANFORD, JAKI S | NURSE III | 22,968 | | | | | 90% | | 10% | | 100% |
| | SARTAIN, WANDA G | DH-MEDICAL AIDE | 26,908 | 100% | | | | | | | | 100% |
| | SEAWRIGHT, RITA B | NURSE I | 21,643 | 100% | | | | | | | | 100% |
| | SHIRLEY, NEALIE JR | DISEASE INTERVENTION SPEC SR | 23,222 | 98% | | | | | | | 2% | 100% |
| | SHULGAY, ROSE B | NURSE III | 22,221 | | | | | 90% | | | 10% | 100% |
| | SMITH, HOMER E | ENVIR HLTH DIST SUPERVISOR | 21,485 | | | 50% | | 25% | | | 25% | 100% |
| | STARKS, FREEDIA W | NURSE I | 22,585 | 100% | | | | | | | | 100% |
| | STATEN, KATHY D | NURSE I | 22,767 | 100% | | | | | | | | 100% |
| | TRIGG, ROBERT D | HEALTH FAC SURVEYOR II | 25,741 | | | | | 90% | | | 10% | 100% |
| | WALLEY, DOROTHY R | NURSE III | 24,800 | | | 100% | | | | | | 100% |
| | WARD, JEANNETTE | DH-MEDICAL AIDE | 28,575 | 100% | | | | | | | | 100% |
| | WATKINS, ESTHER L | NURSE I | 21,917 | 100% | | | | | | | | 100% |
| | WEEDEN, JOHN M | ENGINEER IN TRAINING,ENVIRON | 22,064 | 20% | | | 10% | 70% | | | | 100% |
| | WEEMS, KAREN R | NURSE III | 24,296 | | | | | 90% | | | 10% | 100% |
| | WELCH, STANLEY R | ENVIR HLTH PROGRAM SPECIALIST | 21,366 | | | 90% | | | | 10% | | 100% |

Appendix B
Major Purposes of Travel and Estimated Percent of Travel Attributable to that Purpose
For "High-Mileage" Drivers Only

| AGENCY | Employee Name | Position Title | Miles Traveled | Provide direct services to clients (%) | Audit a local, state, or private entity (%) | Monitor or inspect within own agency (%) | Monitor or inspect the work of contractors (%) | Monitor or inspect (other) (%) | Plan new programs or services (%) | Improve Existing Programs or Services (%) | Other (If More Than 25%, Describe on Separate Sheet) (%) | TOTAL (100%) |
|-------------------------------------|-----------------------|------------------------------|----------------|--|---|--|--|--------------------------------|-----------------------------------|---|--|--------------|
| | WEST, MAMIE L | DH-MEDICAL AIDE | 22,792 | 100% | | | | | | | | 100% |
| | WRIGHT, CAROLYN B | HEALTH FAC SURVEYOR II | 31,700 | | | | | 90% | | | 10% | 100% |
| | YOUNG, LAWANDA D | DH-MEDICAL AIDE | 22,090 | 100% | | | | | | | | 100% |
| | LUCKETT, MICHAEL A | HEALTH FAC SURVEYOR II | 21,083 | | | | | 90% | | | 10% | 100% |
| | | | | | | | | | | | | |
| HEALTH, STATE BOARD OF - SP* | | | | | | | | | | | | |
| | BLALOCK, SARA D | NUTRITIONIST SENIOR | 20,992 | 90% | | | | | | | 10% | 100% |
| | CLARK, FRANCINE | DH-MEDICAL AIDE | 20,772 | 100% | | | | | | | | 100% |
| | DAVIS, DANIEL L | DISEASE INTERVENTION SPEC SR | 20,941 | 98% | | | | | | | 2% | 100% |
| | DOGGETT, CAROLYN S | NURSE III | 21,527 | | | | | 90% | | | 10% | 100% |
| | FOOTE, EVELYN V | DH-MEDICAL AIDE | 21,756 | 100% | | | | | | | | 100% |
| | HIGGINBOTHAM, HARRY L | ENVIR II,PUBLIC HEALTH | 22,574 | | | | | 95% | | | 5% | 100% |
| | HILDERBRAND, JON A | HEALTH FAC SURVEYOR II | 21,229 | | | | | 90% | | | 10% | 100% |
| | HUNT, JUANITA L | DH-MEDICAL AIDE | 21,647 | 100% | | | | | | | | 100% |
| | KELLEY, JOHN W | HEALTH FAC SURVEYOR II | 24,198 | | | | | 90% | | | 10% | 100% |
| | LEVERETTE, MARGARET B | NURSE III | 21,785 | | | | | 90% | | | 10% | 100% |
| | LONG, JANIE | NURSE I | 21,310 | 100% | | | | | | | | 100% |
| | NILES, ANN | NURSE III | 29,613 | | | | | 90% | | | 10% | 100% |
| | NORWOOD, WANDA M | NURSE III | 22,503 | | | | | 90% | | | 10% | 100% |
| | SEARLES, CHERYL | NURSE III | 28,151 | | | | | 90% | | | 10% | 100% |
| | STONE, DOROTHY A | HEALTH FAC SURVEYOR II | 28,074 | | | | | 90% | | | 10% | 100% |
| | YOUNGBLOOD, JANET | NURSE III | 26,318 | | | | | 90% | | | 10% | 100% |
| | | | | | | | | | | | | |

Appendix B
Major Purposes of Travel and Estimated Percent of Travel Attributable to that Purpose
For "High-Mileage" Drivers Only

| AGENCY | Employee Name | Position Title | Miles Traveled | Provide direct services to clients (%) | Audit a local, state, or private entity (%) | Monitor or inspect within own agency (%) | Monitor or inspect the work of contractors (%) | Monitor or inspect (other) (%) | Plan new programs or services (%) | Improve Existing Programs or Services (%) | Other (If More Than 25%, Describe on Separate Sheet) (%) | TOTAL (100%) |
|----------------------------------|-----------------------|--------------------------------|----------------|--|---|--|--|--------------------------------|-----------------------------------|---|--|--------------|
| INSURANCE DEPARTMENT | | | | | | | | | | | | |
| | BANGS, IVAN W | SAFETY INSPECTOR III | 35,491 | 10% | 5% | | | 70% | 5% | 5% | 5% | 100% |
| | DALE, GEORGE R | COMMISSIONER INSURANCE | 25,500 | | | | | | | | 100% | 100% |
| | DRY, DAVID M | FIRE MARSHAL I,DEPUTY | 21,137 | 75% | | | | | | 25% | | 100% |
| | FRYERY, LEE | | 24,423 | 75% | | | | | 10% | 15% | | 100% |
| | GERMANY, FRED T | SAFETY INSPECTOR III | 30,791 | 10% | 5% | | | 70% | 5% | 5% | 5% | 100% |
| | IVY, MICHAEL E | FIRE MARSHAL II,DEPUTY | 21,127 | 75% | | | | | 15% | 10% | | 100% |
| | JONES, CARL E | SAFETY INSPECTOR III | 38,110 | 10% | 5% | | | 70% | 5% | 5% | 5% | 100% |
| | LOFTIN, JESSE R JR | FIRE MARSHAL II,DEPUTY | 26,282 | 75% | | | | | 15% | 10% | | 100% |
| | MURRAY, JEFF M JR | SAFETY INSPECTOR III | 40,819 | 10% | 5% | | | 70% | 5% | 5% | 5% | 100% |
| | ODOM, WILLIE B | FIRE MARSHAL I,DEPUTY | 35,244 | 75% | | | | | 10% | 15% | | 100% |
| | PATTERSON, HAROLD | SAFETY INSPECTOR III | 31,150 | 10% | 5% | | | 70% | 5% | 5% | 5% | 100% |
| | RAYFIELD, CARL JR | FIRE MARSHAL I,DEPUTY | 24,888 | 75% | | | | | 10% | 15% | | 100% |
| | SHAW, JIMMIE B SR | SAFETY INSPECTOR III | 38,944 | 10% | 5% | | | 70% | 5% | 5% | 5% | 100% |
| | SIMMONS, CHARLES A | | 24,274 | 10% | 5% | | | 70% | 5% | 5% | 5% | 100% |
| | WALKER, JAMES | SAFETY INSPECTOR III | 34,955 | 10% | 5% | | | 70% | 5% | 5% | 5% | 100% |
| | WILSON, JOHN C JR | SAFETY INSPECTOR III | 33,182 | 10% | 5% | | | 70% | 5% | 5% | 5% | 100% |
| | | | | | | | | | | | | |
| MS DEPT OF TRANSPORTATION | | | | | | | | | | | | |
| | ABEL, JOHN M | DOT-ROW AGENT ADV | 30,164 | 100% | | | | | | | | 100% |
| | ALLEN, JOHN E | DOT-ROW AGENT ADV | 29,369 | 100% | | | | | | | | 100% |
| | ARENDALE, WILLIAM C | ENGINEERING TECHNICIAN CERT SR | 22,671 | | | 100% | | | | | | 100% |
| | BAILEY, EDWARD | DOT-ROW AGENT ADV | 25,186 | 100% | | | | | | | | 100% |
| | BIGGERS, WILLIAM M JR | DOT-ROW AGENT ADV | 32,606 | 75% | | | 25% | | | | | 100% |
| | BODIN, GLENN J | EQUIPMENT MAINTENANCE SUPT | 34,068 | | | | | | | 100% | | 100% |
| | BOLTON, THOMAS E | DOT-MAINT SUPT II | 28,487 | 15% | | 70% | | | | 15% | | 100% |
| | BROOME, DARRELL L | DOT-ENGINEER III | 21,242 | | | | 100% | | | | | 100% |
| | BUFORD, DORMAN | DOT-ROW AGENT ADV | 22,042 | 100% | | | | | | | | 100% |
| | BYRD, JOHN K | ENGINEERING AIDE III | 21,391 | | | 100% | | | | | | 100% |
| | CALLAHAN, MARIANNE W | DOT-RIGHT OF WAY AGENT SENIOR | 34,424 | 100% | | | | | | | | 100% |

Appendix B
Major Purposes of Travel and Estimated Percent of Travel Attributable to that Purpose
For "High-Mileage" Drivers Only

| AGENCY | Employee Name | Position Title | Miles Traveled | Provide direct services to clients (%) | Audit a local, state, or private entity (%) | Monitor or inspect within own agency (%) | Monitor or inspect the work of contractors (%) | Monitor or inspect (other) (%) | Plan new programs or services (%) | Improve Existing Programs or Services (%) | Other (If More Than 25%, Describe on Separate Sheet) (%) | TOTAL (100%) |
|--------|----------------------|--------------------------------|----------------|--|---|--|--|--------------------------------|-----------------------------------|---|--|--------------|
| | CARTER, GUY G JR | DOT-MAINT SUPT I | 35,015 | 50% | | | | | | 50% | | 100% |
| | CHAMPLIN, RUSSELL L | DOT-RIGHT OF WAY AGENT SENIOR | 28,186 | 100% | | | | | | | | 100% |
| | CLARK, JAMES | DOT-DISTRICT PERMIT INSPECTOR | 29,596 | 100% | | | | | | | | 100% |
| | COBB, WILLIAM S | DOT-ENGINEER IV | 21,618 | 10% | | 40% | 40% | | | 10% | | 100% |
| | COLLIE, SALLY J | DOT-RIGHT OF WAY AGENT SENIOR | 26,148 | 100% | | | | | | | | 100% |
| | COOPER, DONALD L | DOT-MAINT SUPT II | 26,832 | | | 100% | | | | | | 100% |
| | COTHERN, L H JR | DOT-MAINT SUPT II | 23,508 | | | | | | | 100% | | 100% |
| | COZIAR, KENNETH D | DOT-ROW AGENT ADV | 34,445 | 100% | | | | | | | | 100% |
| | DAVIS, DONALD W | DOT-RIGHT OF WAY AGENT SENIOR | 32,533 | 100% | | | | | | | | 100% |
| | DAVIS, KENNETH L | ENGINEERING TECHNICIAN II | 25,948 | 100% | | | | | | | | 100% |
| | DICKERSON, SAMMIE L | DOT-RIGHT OF WAY AGENT SENIOR | 29,854 | 100% | | | | | | | | 100% |
| | DILLON, DAVID | EQUIPMENT OPER-HEAVY MACHINERY | 22,241 | | | | | | | 100% | | 100% |
| | DILMORE, J W | DOT-RIGHT OF WAY AGENT SENIOR | 26,492 | 100% | | | | | | | | 100% |
| | DUNCAN, CLAUDIA W | DOT-ROW AGENT ADV | 20,843 | 100% | | | | | | | | 100% |
| | EVANS, O D | PUBLIC RELATIONS REP I | 25,967 | | | | | | | 100% | | 100% |
| | EVERETT, SAMUEL | DOT-DISTRICT PERMIT OFCR, SR | 29,152 | 100% | | | | | | | | 100% |
| | FOGG, R BRUCE | DOT-ROW AGENT ADV | 27,788 | 100% | | | | | | | | 100% |
| | GOODWIN, KENNETH J | DOT-ENGINEER IV | 26,407 | 50% | | | | | | 50% | | 100% |
| | GRIFFIN, LUCILE T | DOT-ROW AGENT ADV | 26,215 | 100% | | | | | | | | 100% |
| | HALL, BILLY D | DOT-RIGHT OF WAY AGENT SENIOR | 32,262 | 100% | | | | | | | | 100% |
| | HART, THOMAS M | ENGINEERING TECHNICIAN CERT | 25,491 | | | 100% | | | | | | 100% |
| | HINTON, ROBERT L | DOT-RIGHT OF WAY AGENT SENIOR | 23,556 | 100% | | | | | | | | 100% |
| | HITE, RICHARD R | DOT-ROW AGENT ADV | 23,526 | 100% | | | | | | | | 100% |
| | HOLMES, JAMES L | DOT-RIGHT OF WAY AGENT SENIOR | 21,677 | 100% | | | | | | | | 100% |
| | HUGHES, LESLEY W | EQUIPMENT OPER-HEAVY MACHINERY | 21,772 | | | | | | | 100% | | 100% |
| | JACKSON, ANDREW | DOT-MAINTENANCE SUPV II | 24,256 | | | 100% | | | | | | 100% |
| | JOHNSON, BOBBY G | DOT-ROW AGENT ADV | 28,316 | 100% | | | | | | | | 100% |
| | JOHNSON, PAUL D | DOT-ROW AGENT ADV | 31,699 | 100% | | | | | | | | 100% |
| | JOHNSON, WILLIS H SR | DOT-RIGHT OF WAY AGENT SENIOR | 21,790 | 100% | | | | | | | | 100% |
| | KAROLYI, DONALD P | DOT-DISTRICT SYSTEMS ANALYST | 31,650 | 50% | | 20% | | | 15% | 15% | | 100% |

Appendix B
Major Purposes of Travel and Estimated Percent of Travel Attributable to that Purpose
For "High-Mileage" Drivers Only

| AGENCY | Employee Name | Position Title | Miles Traveled | Provide direct services to clients (%) | Audit a local, state, or private entity (%) | Monitor or inspect within own agency (%) | Monitor or inspect the work of contractors (%) | Monitor or inspect (other) (%) | Plan new programs or services (%) | Improve Existing Programs or Services (%) | Other (If More Than 25%, Describe on Separate Sheet) (%) | TOTAL (100%) |
|--------|----------------------|--------------------------------|----------------|--|---|--|--|--------------------------------|-----------------------------------|---|--|--------------|
| | KENNEDY, JIMMY D | DOT-MAINT SUPT II | 26,233 | | | | | | | 100% | | 100% |
| | KILLEN, BILLY D | DOT-MAINTENANCE SUPV II | 24,589 | | | 100% | | | | | | 100% |
| | KNIGHT, JERRY L | DOT-RIGHT OF WAY AGENT SENIOR | 28,397 | 100% | | | | | | | | 100% |
| | KNIGHT, THOMAS W | DOT-MAINT SUPT II | 23,384 | 15% | | 70% | | | | 15% | | 100% |
| | LONG, W HUGH | DOT-ENGINEER BUREAU ADMOR | 33,272 | | | 100% | | | | | | 100% |
| | LOVELL, FRANK I III | DOT-RIGHT OF WAY AGENT SENIOR | 27,792 | 100% | | | | | | | | 100% |
| | LYONS, WALTER G | DOT-ENGINEER III | 24,238 | | | 50% | 50% | | | | | 100% |
| | MABRY, WALTER M | DOT-RIGHT OF WAY AGENT SENIOR | 33,450 | 100% | | | | | | | | 100% |
| | MADISON, TOMMY J | DOT-RIGHT OF WAY AGENT SENIOR | 23,072 | 100% | | | | | | | | 100% |
| | MALONE, BOBBY | DOT-ROW AGENT ADV | 22,692 | 100% | | | | | | | | 100% |
| | MANGRUM, RICKEY W | DOT-ROW AGENT ADV | 24,996 | 100% | | | | | | | | 100% |
| | MANOR, ROBERT A | ENGINEERING TECHNICIAN CERT SR | 21,121 | | | 100% | | | | | | 100% |
| | MASON, CHARLES L | DOT-MAINT SUPT II | 24,087 | | | 100% | | | | | | 100% |
| | MCCRANEY, JAMES | DOT-DISTRICT PERMIT INSPECTOR | 21,166 | | | | | 100% | | | | 100% |
| | MCMILLAN, JOHN JR | DOT-DISTRICT FISCAL ADMOR | 24,130 | 15% | | 85% | | | | | | 100% |
| | MUIRHEAD, JAMES F SR | ENGINEERING TECHNICIAN CERT SR | 22,334 | | | | 100% | | | | | 100% |
| | O'NEAL, HARMON W | DOT-WASTE WATER TRTMT PLNT OPR | 27,088 | | | 100% | | | | | | 100% |
| | OGLETREE, DONALD G | DOT-MAINT SUPT I | 25,422 | | | 100% | | | | | | 100% |
| | PACIFIC, LARRY A JR | DOT-RIGHT OF WAY AGENT SENIOR | 25,576 | 100% | | | | | | | | 100% |
| | PARKER, WILLIAM | ENGINEERING TECHNICIAN II | 26,118 | | | 100% | | | | | | 100% |
| | PHILLIPS, MICHAEL H | DOT-RIGHT OF WAY AGENT SENIOR | 34,466 | 100% | | | | | | | | 100% |
| | PRICE, HAROLD A | ENGINEERING TECHNICIAN II | 26,233 | | | 100% | | | | | | 100% |
| | PRITCHARD, MICHAEL A | DOT-ROW AGENT ADV | 28,308 | 100% | | | | | | | | 100% |
| | RANKIN, LESLIE A | DOT-RIGHT OF WAY AGENT SENIOR | 26,252 | 100% | | | | | | | | 100% |
| | REEVES, RONALD L | ENGINEERING AIDE III | 26,233 | | | 100% | | | | | | 100% |
| | ROBERTS, ROBERT R JR | DOT-RIGHT OF WAY AGENT CHIEF | 22,153 | 100% | | | | | | | | 100% |
| | ROWELL, SAMUEL T | DOT-RIGHT OF WAY AGENT SENIOR | 29,485 | 100% | | | | | | | | 100% |
| | SANDERS, BENJAMIN B | DOT-ROW AGENT ADV | 28,835 | 100% | | | | | | | | 100% |
| | SANDERS, ROBERT E | DOT-RIGHT OF WAY AGENT CHIEF | 24,743 | 75% | | 15% | 10% | | | | | 100% |
| | SHEPHERD, JAMES | DOT-ROW AGENT ADV | 25,058 | 100% | | | | | | | | 100% |

Appendix B
Major Purposes of Travel and Estimated Percent of Travel Attributable to that Purpose
For "High-Mileage" Drivers Only

| AGENCY | Employee Name | Position Title | Miles Traveled | Provide direct services to clients (%) | Audit a local, state, or private entity (%) | Monitor or inspect within own agency (%) | Monitor or inspect the work of contractors (%) | Monitor or inspect (other) (%) | Plan new programs or services (%) | Improve Existing Programs or Services (%) | Other (If More Than 25%, Describe on Separate Sheet) (%) | TOTAL (100%) |
|---------------------------------|-----------------------|--------------------------------|----------------|--|---|--|--|--------------------------------|-----------------------------------|---|--|--------------|
| | SHIVERS, RONALD | DOT-RIGHT OF WAY AGENT SENIOR | 25,249 | 100% | | | | | | | | 100% |
| | SISTRUNK, PAUL L | ENGINEERING TECHNICIAN II | 25,903 | | | 100% | | | | | | 100% |
| | SLADE, PAUL | DOT-DISTRICT PERMIT INSPECTOR | 22,011 | | | | | 100% | | | | 100% |
| | SMITH, HAROLD E | EQUIPMENT OPER-LIGHT VEHICLES | 20,760 | | | | | | | 100% | | 100% |
| | SMITH, JOHN J | DOT-ENGINEER IV | 29,101 | 50% | | | | | | 50% | | 100% |
| | SMITH, RICHARD | DOT-ROADSIDE DEVELOPMENT SUPV | 23,904 | | | 100% | | | | | | 100% |
| | STEPHANS, MELISANDE M | DOT-RIGHT OF WAY AGENT SENIOR | 21,335 | 100% | | | | | | | | 100% |
| | STEVENS, ANDREW III | DOT-ROW AGENT ADV | 25,047 | 100% | | | | | | | | 100% |
| | STEWART, JOHN B | DOT-ROW AGENT ADV | 23,597 | 75% | | | | 25% | | | | 100% |
| | SULLIVAN, JANET E | PROJECTS OFFICER IV,SPECIAL | 25,060 | 100% | | | | | | | | 100% |
| | TATUM, JEANNE | DOT-RIGHT OF WAY AGENT SENIOR | 24,498 | 100% | | | | | | | | 100% |
| | THOMPSON, PERCY P | DOT-RIGHT OF WAY AGENT SENIOR | 25,589 | 100% | | | | | | | | 100% |
| | VANCE, BILLY L | DOT-MAINT SUPT II | 25,939 | | | 80% | | | | 20% | | 100% |
| | VANDEVENDER, WILLIAM | DOT-RIGHT OF WAY AGENT SENIOR | 25,582 | 100% | | | | | | | | 100% |
| | VINES, MARION L | DOT-MAINT SUPT II | 26,220 | | | | | | | 100% | | 100% |
| | WADDLE, LENORA G | DOT-RIGHT OF WAY AGENT SENIOR | 27,839 | 100% | | | | | | | | 100% |
| | WALDROP, ROBERT A | DOT-RIGHT OF WAY AGENT SENIOR | 23,405 | 100% | | | | | | | | 100% |
| | WALLEY, DANIEL R JR | DOT-DISTRICT PERMIT OFCR, SR | 23,283 | | | | | 100% | | | | 100% |
| | WATKINS, JIMMIE | | 24,788 | | | 80% | | | | 20% | | 100% |
| | WATTS, RONNIE D | EQUIPMENT OPER-MAT HNDLG EQUIP | 21,786 | | | | | | | 100% | | 100% |
| | WELLS, BOBBY G SR | DOT-MAINT SUPT I | 23,220 | | | | | | | 100% | | 100% |
| | WHITE, RUFUS D | DOT-RIGHT OF WAY AGENT SENIOR | 30,163 | 100% | | | | | | | | 100% |
| | WISEMAN, WILLIAM T | DOT-RIGHT OF WAY AGENT SENIOR | 30,943 | 100% | | | | | | | | 100% |
| | WOOD, PETER G JR | DOT-RIGHT OF WAY AGENT SENIOR | 23,398 | 100% | | | | | | | | 100% |
| | WRIGHT, CASSIE | DOT-RIGHT OF WAY AGT IN TNG | 23,507 | 100% | | | | | | | | 100% |
| | YORK, WILLIAM | DOT-ENGINEER III | 23,191 | | | 50% | 50% | | | | | 100% |
| | | | | | | | | | | | | |
| PUBLIC CONTRACTORS BOARD | | | | | | | | | | | | |
| | BROOKS, THOMAS N JR | APP OFCL-PUBLIC CONTRACTORS BD | 21,594 | | | | 25% | | 25% | 25% | 25% | 100% |
| | HEFLIN, JEPHRE | PUB CONTRAC BD-FIELD REP | 21,251 | | | | 100% | | | | | 100% |

Appendix B
Major Purposes of Travel and Estimated Percent of Travel Attributable to that Purpose
For "High-Mileage" Drivers Only

| AGENCY | Employee Name | Position Title | Miles Traveled | Provide direct services to clients (%) | Audit a local, state, or private entity (%) | Monitor or inspect within own agency (%) | Monitor or inspect the work of contractors (%) | Monitor or inspect (other) (%) | Plan new programs or services (%) | Improve Existing Programs or Services (%) | Other (If More Than 25%, Describe on Separate Sheet) (%) | TOTAL (100%) |
|----------------------------------|---------------------|-------------------------------|----------------|--|---|--|--|--------------------------------|-----------------------------------|---|--|--------------|
| PUBLIC SERVICE COMMISSION | | | | | | | | | | | | |
| | BUCHANAN, JOHN T JR | EXEC 2/PSC-INVEST ADM ASST | 37,231 | 75% | | | | 25% | | | | 100% |
| | BYARS, GEORGE | EXEC 2/PSC-DIST OFFC DIRECTOR | 33,164 | 75% | | | | 25% | | | | 100% |
| | COTTON, RICKEY L | GAS PIPELINE SAFETY, CHIEF | 32,821 | 75% | | | | 25% | | | | 100% |
| | ELKINS, JERREL G | INVESTIGATOR II | 35,502 | 75% | | | | 25% | | | | 100% |
| | FIELDS, GARDNER | INVESTIGATOR I | 32,467 | 75% | | | | 25% | | | | 100% |
| | GREER, LYNN | INVESTIGATOR II | 35,598 | 75% | | | | 25% | | | | 100% |
| | GUTHRIE, RONNIE O | INVESTIGATOR II | 30,940 | 75% | | | | 25% | | | | 100% |
| | HAYNIE, GEORGE L | EXEC 2/PSC-DIST OFFC DIRECTOR | 37,220 | 75% | | | | 25% | | | | 100% |
| | HEBERT, CURTIS L JR | COMMISSIONER PUBLIC SERVICE | 38,814 | 75% | | | | 25% | | | | 100% |
| | RAY, CURTIS L | INVESTIGATOR II | 29,694 | 75% | | | | 25% | | | | 100% |
| | REEDER, BILL L | EXEC 2/PSC-DIST OFFC DIRECTOR | 38,127 | 75% | | | | 25% | | | | 100% |
| | ROBINSON, DORLOS | COMMISSIONER PUBLIC SERVICE | 33,203 | 75% | | | | 25% | | | | 100% |
| | SCOTT, ARTHUR L | INVESTIGATOR I | 30,444 | 75% | | | | 25% | | | | 100% |
| | SEAWRIGHT, THOMAS D | INVESTIGATOR I | 33,543 | 75% | | | | 25% | | | | 100% |
| | THAGGARD, JOE | INVESTIGATIVE, CHIEF | 31,750 | 75% | | | | 25% | | | | 100% |
| | UNDERWOOD, P W | INVESTIGATOR II | 20,834 | 75% | | | | 25% | | | | 100% |
| | WARD, WILLIAM JR | INVESTIGATOR I | 36,615 | 75% | | | | 25% | | | | 100% |
| | WHITE, BENTON | INVESTIGATOR II | 37,693 | 75% | | | | 25% | | | | 100% |
| | WILSON, JOHNNY | INVESTIGATOR II | 31,390 | 75% | | | | 25% | | | | 100% |
| PUBLIC UTILITIES STAFF | | | | | | | | | | | | |
| | BULTMAN, NORWOOD A | PS-ENGINEER TECH II | 28,579 | 30% | | | 30% | 40% | | | | 100% |
| | HILLMAN, HARRY | PS-ENGINEER TECH II | 26,690 | 30% | | | 30% | 40% | | | | 100% |
| SUPREME COURT | | | | | | | | | | | | |
| | ERVIN, TIMOTHY E | | 26,472 | 93% | | | | | | 7% | | 100% |
| | FORD, BARRY | | 22,640 | 97% | | | | | | 3% | | 100% |
| | GRIST, DON | | 22,662 | 85% | | | | | | 15% | | 100% |
| | ROBERTS, JAMES L | SUPREME COURT, JUSTICE | 21,150 | 85% | | | | | | 15% | | 100% |

Appendix B
Major Purposes of Travel and Estimated Percent of Travel Attributable to that Purpose
For "High-Mileage" Drivers Only

| AGENCY | Employee Name | Position Title | Miles Traveled | Provide direct services to clients (%) | Audit a local, state, or private entity (%) | Monitor or inspect within own agency (%) | Monitor or inspect the work of contractors (%) | Monitor or inspect (other) (%) | Plan new programs or services (%) | Improve Existing Programs or Services (%) | Other (If More Than 25%, Describe on Separate Sheet) (%) | TOTAL (100%) |
|-----------------------|-----------------------|-------------------------------|----------------|--|---|--|--|--------------------------------|-----------------------------------|---|--|--------------|
| TAX COMMISSION | | | | | | | | | | | | |
| | ARMSTRONG, BRENDA P | TC-TAX AUDITOR/ACCOUNTANT III | 23,175 | | 100% | | | | | | | 100% |
| | ARMSTRONG, CHARLES A | TC-TAX AUDITOR/ACCOUNTANT III | 23,643 | | 100% | | | | | | | 100% |
| | ASEMOTA, SAMMY O | TC-TAX AUDITOR/ACCOUNTANT III | 36,450 | | 100% | | | | | | | 100% |
| | BARNES, GEORGE | TC-TAX AUDITOR/ACCOUNTANT III | 23,032 | | 100% | | | | | | | 100% |
| | BARTLETT, MIKE | TC-REVENUE SPECIAL AGENT | 35,611 | | | | | | | | 100% | 100% |
| | BOTELER, HAROLD | TC-REVENUE SPECIAL AGENT | 21,468 | | | | | | | | 100% | 100% |
| | BRADLEY, HAROLD | TC-APPRAISER III,EQUALIZATION | 24,758 | | | | | | | | 100% | 100% |
| | BRENTS, REBECCA C | TC-TAX AUDITOR/ACCOUNTANT III | 21,184 | | 100% | | | | | | | 100% |
| | CALDWELL, JOSEPH F | TC-REVENUE OFFICER III | 22,472 | | | | | | | | 100% | 100% |
| | CRIMM, TRAVIS JR | TC-REVENUE OFFICER III | 22,251 | | | | | | | | 100% | 100% |
| | CROWDER, WILLIAM | TC-TAX AUDITOR/ACCOUNTANT III | 22,638 | | 100% | | | | | | | 100% |
| | FELTER, WILLIAM T III | TC-TAX AUDITOR/ACCOUNTANT II | 27,298 | | 100% | | | | | | | 100% |
| | GREEN, J C | TC-TAX AUDITOR/ACCOUNTANT III | 34,758 | | 100% | | | | | | | 100% |
| | GRIST, ANTHONY A | TC-REVENUE OFFICER II | 21,723 | | | | | | | | 100% | 100% |
| | HAMILTON, MICHAEL E | TC-TAX AUDITOR/ACCOUNTANT III | 33,213 | | 100% | | | | | | | 100% |
| | HEDGEPEETH, ARTHUR R | TC-TAX AUDITOR/ACCOUNTANT III | 37,941 | | 100% | | | | | | | 100% |
| | HELMS, JIMMY H | TC-TAX DIVISION DIR II | 23,387 | | | | | | | | 100% | 100% |
| | HINDS, JUANITA | TC-REVENUE OFFICER III | 20,970 | | | | | | | | 100% | 100% |
| | JOHNSON, RICKY L | TC-APPRAISER IV,EQUALIZATION | 23,567 | | | | | | | | 100% | 100% |
| | JONES, ELLIS | TC-TAX AUDITOR/ACCOUNTANT III | 32,231 | | 100% | | | | | | | 100% |
| | KENNEDY, JERRY L | TC-TAX AUDITOR/ACCOUNTANT III | 43,459 | | 100% | | | | | | | 100% |
| | KNIGHT, KENNETH R | TC-TAX AUDITOR/ACCOUNTANT III | 26,888 | | 100% | | | | | | | 100% |
| | LADD, GEORGE | TC-TAX AUDITOR/ACCOUNTANT III | 22,872 | | 100% | | | | | | | 100% |
| | LANGLEY, KATHY D | TC-APPRAISER III,EQUALIZATION | 23,547 | | | | | | | | 100% | 100% |
| | LEWIS, ALVIN M JR | TC-TAX AUDITOR/ACCOUNTANT III | 24,909 | | 100% | | | | | | | 100% |
| | LUTHER, BARNEY L | TC-REVENUE SPECIAL AGENT | 33,199 | | | | | | | | 100% | 100% |
| | MEADOWS, JAMES | TC-APPRAISER III,EQUALIZATION | 23,593 | | | | | | | | 100% | 100% |
| | MOORE, LYNN K | TC-TAX AUDITOR/ACCOUNTANT III | 28,040 | | 100% | | | | | | | 100% |

Appendix B
Major Purposes of Travel and Estimated Percent of Travel Attributable to that Purpose
For "High-Mileage" Drivers Only

| AGENCY | Employee Name | Position Title | Miles Traveled | Provide direct services to clients (%) | Audit a local, state, or private entity (%) | Monitor or inspect within own agency (%) | Monitor or inspect the work of contractors (%) | Monitor or inspect (other) (%) | Plan new programs or services (%) | Improve Existing Programs or Services (%) | Other (If More Than 25%, Describe on Separate Sheet) (%) | TOTAL (100%) |
|---|-------------------------------|--------------------------------|----------------|--|---|--|--|--------------------------------|-----------------------------------|---|--|--------------|
| | MORGAN, ALLEN | TC-REVENUE SPECIAL AGENT | 32,131 | | | | | | | | 100% | 100% |
| | MOSLEY, GERRY | TC-REVENUE SPECIAL AGENT | 35,615 | | | | | | | | 100% | 100% |
| | MURPHY, RODNEY | TC-TAX AUDITOR/ACCOUNTANT III | 30,834 | | 100% | | | | | | | 100% |
| | ODOM, WILLIAM N | TC-APPRAISER III,EQUALIZATION | 21,011 | | | | | | | | 100% | 100% |
| | PENDERGRASS, MARK | TC-TAX AUDITOR/ACCOUNTANT III | 26,576 | | 100% | | | | | | | 100% |
| | PRESTWOOD, HOWARD W | TC-REVENUE SPECIAL AGENT | 21,839 | | | | | | | | 100% | 100% |
| | QUINN, SANDRA M | TC-TAX AUDITOR/ACCOUNTANT III | 25,145 | | 100% | | | | | | | 100% |
| | SHELBY, MICHAEL W | TC-TAX DIVISION DIR I | 31,917 | | | | | | | | 100% | 100% |
| | SISTRUNK, ROBERT E | TC-REVENUE SPECIAL AGENT | 24,566 | | | | | | | | 100% | 100% |
| | SMITH, D STEVEN | TC-TAX AUDITOR/ACCOUNTANT III | 22,363 | | 100% | | | | | | | 100% |
| | SMITH, RONALD V | TC-REVENUE SPECIAL AGENT | 24,071 | | | | | | | | 100% | 100% |
| | STALLINGS, CHARLES E | TC-REVENUE SPECIAL AGENT | 30,103 | | | | | | | | 100% | 100% |
| | STORY, CHARLES R | TC-REVENUE SPECIAL AGENT | 26,827 | | | | | | | | 100% | 100% |
| | STRICKLAND, JUDY L | TC-APPRAISER III,EQUALIZATION | 29,209 | | | | | | | | 100% | 100% |
| | WARREN, LARRY D | TC-APPRAISER IV,EQUALIZATION | 21,879 | | | | | | | | 100% | 100% |
| | WILLIAMS, VICKI | TC-TAX AUDITOR/ACCOUNTANT II | 33,160 | | 100% | | | | | | | 100% |
| WORKERS' COMPENSATION COMMISSION | | | | | | | | | | | | |
| | QUARLES, LYDIA | WORKERS' COMP COMM-ADMIN JUDGE | 21,501 | 100% | | | | | | | | 100% |
| | THORNTON, W A | WORKERS' COMP COMM-ADMIN JUDGE | 26,631 | 100% | | | | | | | | 100% |
| | | | | | | | | | | | | |
| | | | | | | | | | | | | |
| 35 | TOTAL AGENCIES / MILES | | | | | | | | | | | |
| AVERAGE PERCENT BY ACTIVITY | | | | 39% | 21% | 10% | 2% | 15% | 1% | 5% | 7% | 100% |
| AVERAGE PERCENT FOR ALL DRIVERS | | | | | | | | 87% | | | 13% | |

SOURCE: Information compiled by PEER from a survey of agencies with "high mileage" drivers.

PEER Staff

Director

Max Arinder, Interim Director
Ava Welborn

Administration and Support Division

**Steve Miller, General Counsel and
Controller**

Shirley Anderson
Louwill Davis
Sam Dawkins
Ann Hutcherson
Larry Landrum
Mary McNeill
Bonita Sutton

Evaluation Division

James Barber, Division Manager
Kathleen Sullivan, Division Manager

Mitchell Adcock
Michael Boyd
Ted Booth
Katherine Stark Frith
Barbara Hamilton
Kevin Humphreys
Kelly Lockhart
Joyce McCants
David Pray
Pam Sutton
Linda Triplett
Larry Whiting

Pam Confer, Intern
